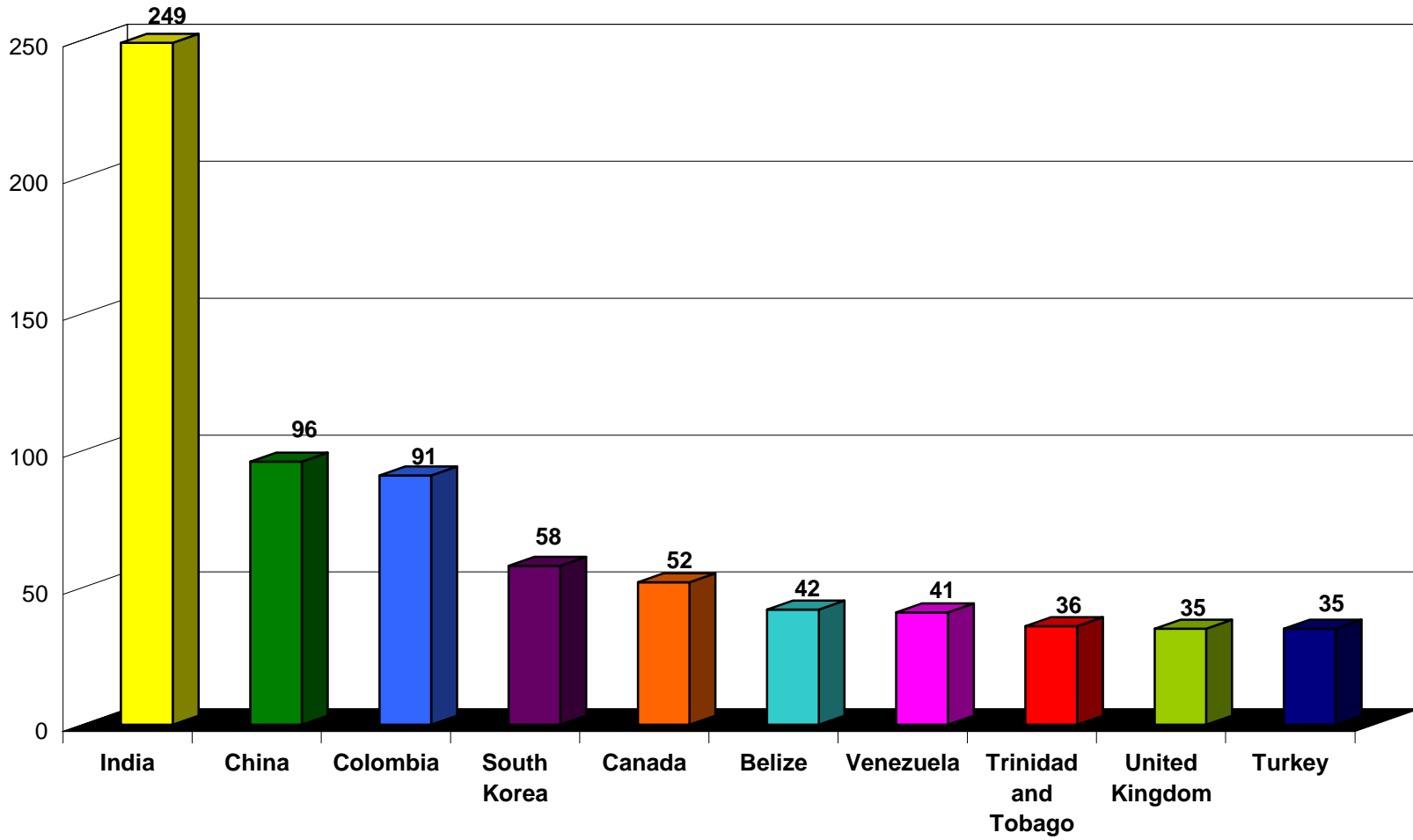
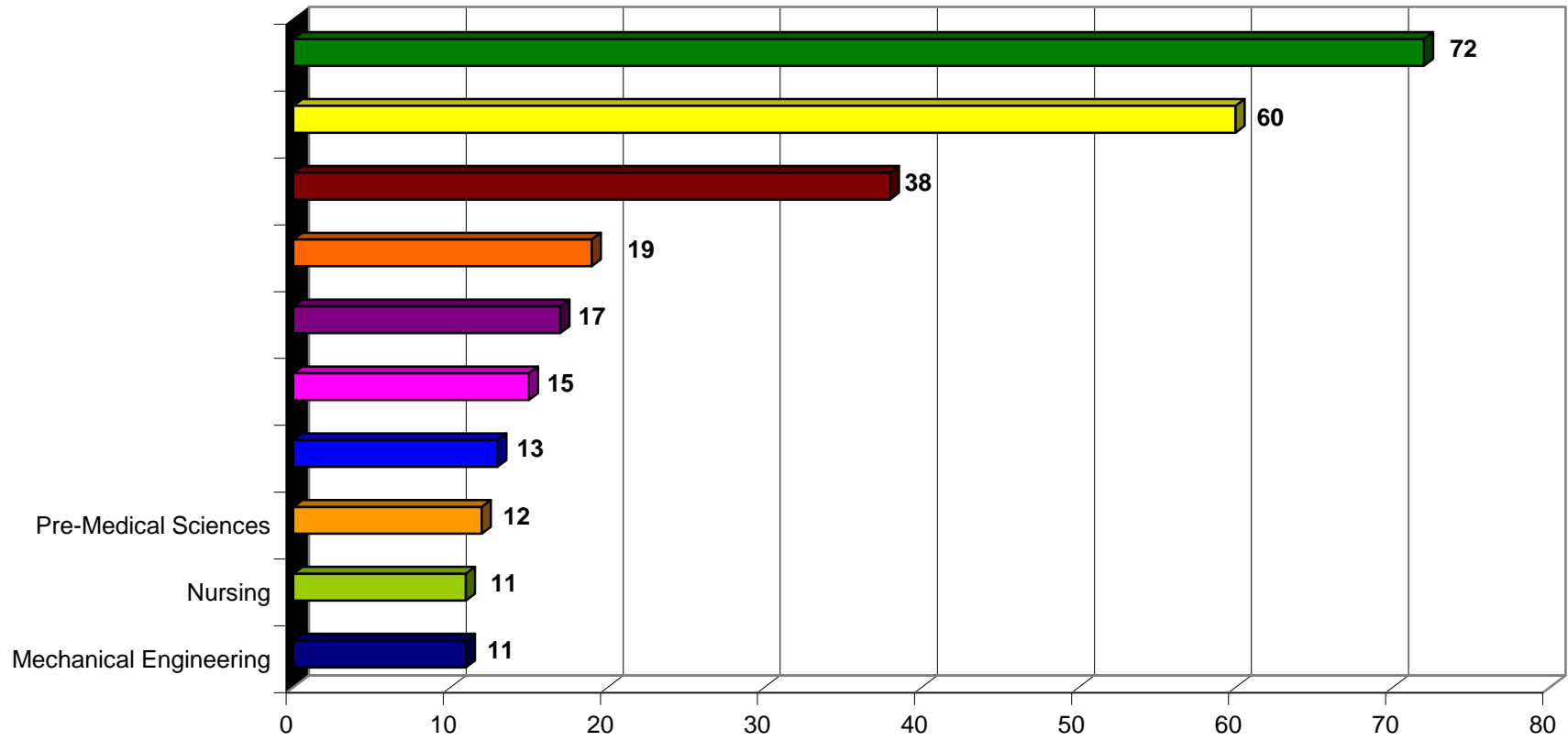


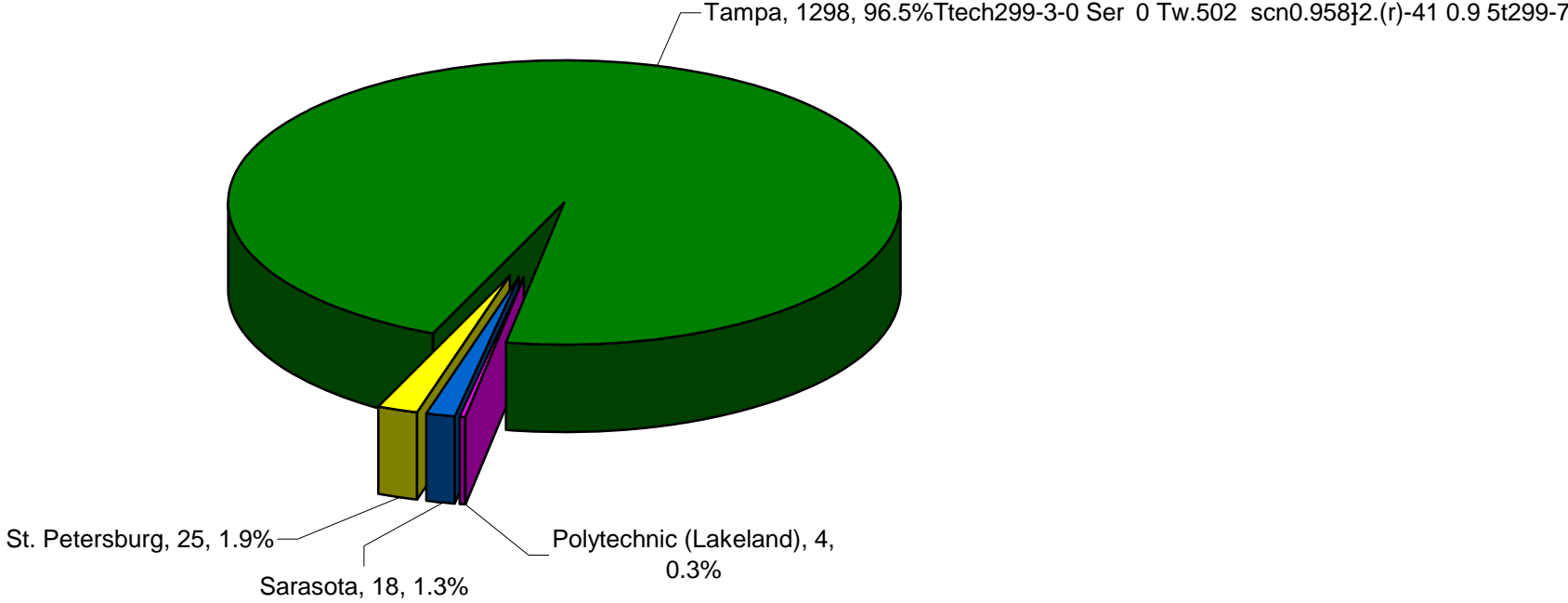
International Affairs
International Services





International Affairs
International Services
Fall 2008

USF International Students Per Campus





Number of International Students Per Country (Alphabetical Order)

| Country | Students | % of total |
|---------|----------|------------|
|---------|----------|------------|

Ald637.41ajEMC

ET1r6df

| | | |
|-------------|-----|-------|
| Ecuador | 10 | 0.7% |
| Egypt | 10 | 0.7% |
| El Salvador | 4 | 0.3% |
| Eritrea | 1 | 0.1% |
| Ethiopia | 4 | 0.3% |
| France | 31 | 2.3% |
| Gabon | 1 | 0.1% |
| Gaza Strip | 1 | 0.1% |
| Georgia | 1 | 0.1% |
| Germany | 28 | 2.1% |
| Ghana | 6 | 0.4% |
| Greece | 9 | 0.7% |
| Grenada | 1 | 0.1% |
| Guatemala | 1 | 0.1% |
| Guyana | 6 | 0.4% |
| Haiti | 7 | 0.5% |
| Honduras | 8 | 0.6% |
| Hong Kong | 3 | 0.2% |
| Hungary | 2 | 0.1% |
| Iceland | 2 | 0.1% |
| India | 249 | 18.5% |
| Indonesia | 3 | 0.2% |
| Iran | 9 | 0.7% |
| Iraq | 2 | 0.1% |
| Israel | 3 | 0.2% |
| Italy | 7 | 0.5% |
| Jamaica | 24 | 1.8% |
| Japan | 12 | 0.9% |
| Jordan | 11 | 0.8% |
| Kazakhstan | 2 | 0.1% |
| Kenya | 5 | 0.4% |
| Kuwait | 13 | 1.0% |
| Kyrgyzstan | 1 | 0.1% |

| | | |
|--------------------|---|------|
| Dominican Republic | 3 | 0.2% |
|--------------------|---|------|

(42

)TJEMC

| | | |
|-----------------------|----|------|
| | | |
| Oman | 1 | 0.1% |
| Pakistan | 12 | 0.9% |
| Panama | 6 | 0.4% |
| Paraguay | 1 | 0.1% |
| Peru | 11 | 0.8% |
| Philippines | 6 | 0.4% |
| Poland | 2 | 0.1% |
| Qatar | 1 | 0.1% |
| Romania | 8 | 0.6% |
| Russian Federation | 14 | 1.0% |
| Saint Kitts and Nevis | 3 | 0.2% |
| Saint Lucia | 5 | 0.4% |
| Saudi Arabia | 25 | 1.9% |
| Senegal | 2 | 0.1% |
| Serbia | 1 | 0.1% |
| Sierra Leone | 1 | 0.1% |
| Singapore | 5 | 0.4% |

| | | |
|--------------------------|-------------|------|
| Slovakia | 2 | 0.1% |
| Slovenia | 1 | 0.1% |
| South Africa | 1 | 0.1% |
| South Korea | 58 | 4.3% |
| Spain | 5 | 0.4% |
| Sri Lanka | 15 | 1.1% |
| St. Vincent & Grenadines | 3 | 0.2% |
| Sudan | 1 | 0.1% |
| Suriname | 2 | 0.1% |
| Swaziland | 2 | 0.1% |
| Sweden | 6 | 0.4% |
| Switzerland | 3 | 0.2% |
| Syrian Arab Republic | 1 | 0.1% |
| Taiwan | 10 | 0.7% |
| Tajikistan | 1 | 0.1% |
| Thailand | 6 | 0.4% |
| Togo | 1 | 0.1% |
| Trinidad and Tobago | 36 | 2.7% |
| Tunisia | 1 | 0.1% |
| Turkey | 35 | 2.6% |
| Turkmenistan | 1 | 0.1% |
| Turks and Caicos Islands | 2 | 0.1% |
| Uganda | 1 | 0.1% |
| Ukraine | 11 | 0.8% |
| United Arab Emirates | 1 | 0.1% |
| United Kingdom | 35 | 2.6% |
| Uruguay | 1 | 0.1% |
| Venezuela | 41 | 3.0% |
| Vietnam | 9 | 0.7% |
| Virgin Islands (British) | 2 | 0.1% |
| Zambia | 2 | 0.1% |
| Grand Total | 1345 | |