




Parking Lot 6 LED Lighting Retrofit



USF Facilities, Planning, and Construction

Prepared By:

Chris Ilse, P.E.

October 5, 2012

Proposal Title: Parking Lot 6 LED Lighting Retrofit

Principal Investigator:

Chris Ilse, P.E., LEED AP
Facilities Planning and Construction Electrical Engineer
813-974-0891
cilse@admin.usf.edu

Co-Investigator 1:

Scott Glaser
Associate Director: Intercollegiate Athletics
813-974-3110
sglaser@mail.usf.edu

Organization: Collaboration between Facilities Planning and Construction and Intercollegiate Athletics

Description:

The project consists of retrofitting Lot 6 existing high pressure sodium, cobra head light fixtures with LED lighting systems. Parking Lot 6 has a high volume of pedestrians, mostly students who traverse through or along the parking lot while walking at night between 50th Street housing and campus core, and high volume use by students, athletes, staff, coaches, visitors, and donors attending night events at Leroy Selmon Athletics, Sun Dome, and the recreational facilities. This parking lot is very visible to students, staff, and visitors.

The goal is to improve the quality of lighting, achieve significant energy savings, and reduce the carbon emissions resulting from inefficient campus lighting. LED lighting systems provide exceptional long lamp life, improve color rendering, the ability to improve light levels with minimal light loss over the life of the system, and achieve substantial energy savings over the

LED lighting systems provide more natural light color improving safety and security over high pressure sodium lamps. LED lighting systems produce more natural white light, 72 color rendering index and campus standard 4100 degrees Kelvin temperature, compared to high pressure sodium lamp yellow light, 22 color rendering index and 2100 degrees Kelvin temperature. LED lighting white color gives the psychological impression of more light, truer color, and better security. The LED lighting system natural white light is preferred by the University Police over high pressure sodium yellow lighting that gives the opposite psychological impression of less light, indistinguishable colors, and less security. LED lighting systems natural white light improves drivers and pedestrians ability to see objects, to distinguish colors, and makes people feel safer than high pressure sodium yellow light.

LED lighting systems provide the ability to improve light levels in the parking lot with minimal light loss over the life of the system, while reducing energy use. High pressure sodium lamps emit light straight out of the filament requiring reflectors and lens to help distribute the light downward and outward. Dirt accumulation on the reflectors and lens, called dirt depreciation factor, results in higher light loss over the life of the lamp decreasing the light output and ultimately the light levels. In contrast, LED lighting systems consist of multiple individual light emitting diodes (LEDs), each with their own directional optic, such as forward distribution, wide distribution, or area round or square distribution, eliminating the need for reflectors or lens to help distribute the light, minimizing light loss contributed to dirt accumulation. Also, the ability to select the number of LEDs, optics, and their placement allow the manufacturer to maximize the light output and distribution to produce higher and more uniform light levels, at the same time reduce energy use. Essentially, LED lighting systems improve light levels while consuming less energy than the existing high pressure sodium fixtures.

LED systems provide substantial energy savings over the existing high pressure sodium fixtures. The goal is to retrofit the existing high pressure sodium fixtures with energy saving LED retrofit units and at the same time increase the quality and levels of light without incurring the cost of adding light pole assemblies. The high pressure sodium lamps are 250 watts, 312 input watts due to the ballast factor. The LED retrofit unit input watts for an equivalent unit to the 250 watt high pressure sodium is 98 watts, resulting in 68% savings. However, the objective is to save energy while increasing light levels, so, the intent is to replace each high pressure sodium fixture with a 168 watt LED unit, improving the lighting while reducing the energy consumption by 46%.

LED retrofit units recently installed in Crescent Hill Garage, in the Post Office Lot 4, and at Holly Drive and West entrance to CPT have proven to be reliable and have improved the quality of lighting while using less energy.

The methods to assess the outcome of the project include confirming the energy savings and the design photometric levels. Perform load measurements of the input watts of the high pressure sodium fixture and the LED retrofit unit to confirm the anticipated 46% energy savings. Perform light levels measurements, using a light meter, to compare the LED units' actual light levels to the design light levels.

Facilities Management will communicate the project and benefits to the university in the Facilities Management presentation scheduled each year. The Facilities Management team conducts a number of presentations each year that provide the university community with an opportunity to learn about new projects, including energy conservation projects, on the campus. The presentations are uploaded onto the VP for Administration website for the university community to view.

Budget Justification:

The requested funding is \$5,750. The following breakdown represents the requested funding.

LED retrofit unit cost	\$650, 7 total units = \$4,550
LED retrofit unit labor cost	\$125, 7 total units = \$875, includes permit fees
Facilities Management Fee (6%)	\$325
Total	<u>\$5,750</u>

The LED retrofit cost represent the materials cost.

The LED retrofit unit labor cost represents the labor cost, including lift truck and permit fees, to install the units.

The Facilities Management Fee represents the university management fees for the project.

Resource Matching:

The departments fiscal year funding are already in place and due to the university and state's budget constraints there are no matching funds available for this project.

Timeline and Milestones:

The schedule and procedures will adhere to the University Facilities Planning and Construction Guidelines and the Building Code Administration Policies and Procedures. The anticipated schedule, from the Student Green Energy Fund Council notification of approval, is as follows:

4 Weeks	Design and Bid
1 Week	Award to Lowest Bidding Contractor
2 Weeks	Purchase Order Request
4 Weeks	Product Lead Time and Delivery
2 Weeks	Product Installation
1 Week	<u>Final Inspection and Goals and Objectives Verification</u>
14 Weeks	Total Schedule

Payback (Yrs):

Estimated HPS Lamp Replacement Costs over Life of LED amortize per Year:

$$\{(\$100 \text{ lift} + \$35 \text{ lamp}) \times (75,000 \text{ LED life hours} / 24,000 \text{ HPS hours}) \times 7 \text{ fixtures}\} / 20 \text{ Yrs} = \$148$$

Payback = Net Installation Costs / (Annual Energy Savings + Maintenance Savings)

$$\text{Payback} = \{(\$5,750 / (\$332 + \$148))\} = 12 \text{ Yrs}$$

20 Year Cash Flow (\$):

20 Yr Cash Flow = (20 Yrs – Payback (Yrs)) x Annual Savings

$$20 \text{ Yr Cash Flow} = (20 - 12) \times (\$332 + \$148) = \$3,840$$

ROI:

ROI = Annual Savings / Installation Cost

$$\text{ROI} = \{(\$332 + \$148) / \$5,750\} \times 100\% = 8.35 \%$$

Greenhouse Gas Emission (per EPA):

The project's goal is to reduce the amount of carbon dioxide (CO₂) and other greenhouse gases released into the atmosphere. Reducing energy consumption and the amount of times maintenance vehicles are dispatched for lamp replacements allows the university to reduce the greenhouse gases released into the atmosphere. The calculator on epa.gov website (<http://www.epa.gov/cleanenergy/energy-resources/calculator.html>) was used to calculate the anticipated greenhouse gas emission annual reduction.

The estimated greenhouse gas emission reduction is 2.7 Metric Tons of CO₂ or CO₂ equivalent annually.



Typical Campus Cobra Head, High Pressure Sodium, Light Fixture




Example of Cobra Head LED Retrofit Unit (Holly Drive and West Entrance to CPT)



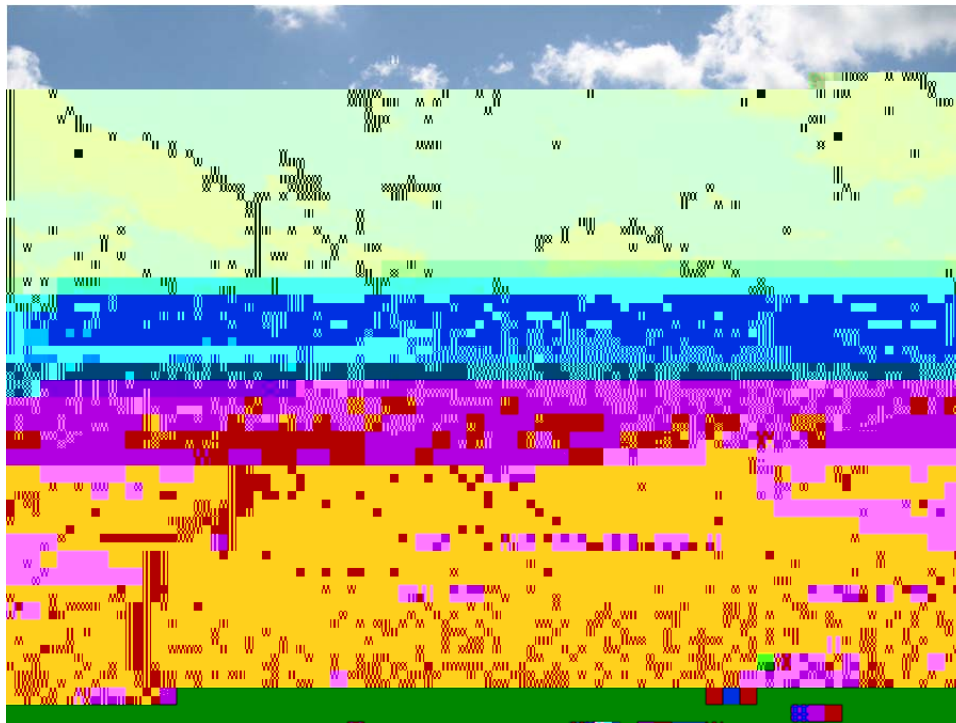
Close Up View of Cobra Head LED Retrofit Unit



Example of LED Cobra Head Fixture (Magnolia Drive & Hawthorn Drive)
(example of alternate manufactures that may be considered)



Parking Lot 6 – Northeast View



Parking Lot 6 – Southeast View