

Comparative Medicine

Provide general facility and program orientation so that protocol-specific, and/or species-specific

IACUC Certification of Personnel



IACUC Certification of Personnel

- ARC registration is completed at <https://ARC.research.usf.edu/prod/>
- Questions regarding ARC = help desk at 974-2880 and RSCH-arc@usf.edu
- A minimum of Four (4) Documents, but as many as Eight (8) Documents depending on research interests (discussed in subsequent slides) are Uploaded to your ARC Personnel Profile
 1. Health and Risk Assessment – reviewed annually
 2. Facility Orientation
 3. Certificate of AALAS Training – every 6 years
 4. Curriculum Vitae
- IACUC coordinators validate document uploads.
- IACUC certified personnel must have their PI add them to an approved protocol prior to the facility supervisor ensuring facility access

<https://www.usf.edu/research-innovation/research-support/research-integrity-compliance/iacuc/certification.aspx>

IACUC Certification of Personnel

Upload additional documentation to your ARC personnel profile (i.e., certificate(s) of training arranged by compmed@usf.edu), if you have/are:

5. Planning to use rodents = “Basic Rodent Use Biotechnology”
6. Planning survival surgery = “Aseptic Surgical Technique”
7. Planning use of immunodeficient strains = “Use of Immunodeficient Mice”
8. Planning use of physical methods of euthanasia without benefit of anesthesia = “Physical Methods of Euthanasia Without Anesthesia”

Protocol & species-specific technical assistance and training are always available by contacting the facility supervisor.

<http://www.usf.edu/research-innovation/comparative-medicine/technical-training-resources.aspx>

Documentation of Training

Dococentatin of Eperi0.9 (enoc)Uni0.9 (u)-3 (al)1 scJJB

Documentation of Aseptic Surgery Training

Personnel intending to contribute to survival surgical procedures must upload to ARC:

1. An AALAS certificate of completion of the module entitled “Aseptic Technique in Rodent Survival Surgical Procedures”
2. A certificate of “In-Person” training in such procedures provided by compmed@usf.edu
 - a. Asepsis
 - b. Gentle tissue handling
 - c. Minimal dissection of tissue
 - d. Appropriate use of instruments
 - e. Effective hemostasis
 - f. Correct use of suture materials & patterns.

Completion of the AALAS module is required prior to “wet lab” training attendance.

For assistance with the AALAS Learning Library use contact IACUC@research.usf.edu

<http://www.usf.edu/research-innovation/research-support/comparative-medicine/index.aspx>

Documentation of Immune Deficient Strain Use Training

Personnel intending to use immunodeficient mouse strains must upload to ARC:

- 1.

Documentation of Physical Methods of Euthanasia Training

Personnel intending to use physical methods of euthanasia without benefit of anesthesia (e.g., cervical dislocation, decapitation) must upload to ARC a certificate of completion of training entitled “Physical Methods of Euthanasia Without Anesthesia” arranged by contacting compmed@usf.edu

<https://www.usf.edu/research-innovation/research-support/comparative-medicine/technical-training.aspx>

Protocol & species-specific technical assistance and training are always available by contacting the facility supervisor.

Animals Orders, Supply & Equipment Requests

1. Animal order forms are submitted to animalorders@usf.edu by Thursdays at 11am for animals to arrive the following week from an approved vendor, either the Jackson Laboratories, Charles River Laboratories, Envigo, or Taconic

<https://www.usf.edu/research-innovation/research-support/comparative-medicine/procedures-forms.aspx>

Animal acclimation for 7 days is recommended before animal use

2. Requesting controlled substances for use in research involving animals (e.g., anesthetics, analgesics) is made via institutional DEA registrations (i.e., Schedule I & Schedule II-V) by first registering the Principal Investigator using a “Certification of Research Personnel Using Controlled Substances” form submitted to compmed@usf.edu

<https://www.usf.edu/research-innovation/research-support/comparative-medicine/documents/cmdc/c021-certification-controlled-substances.pdf>

3. Medical and surgical supplies can be purchased or ordered from the facility supervisor.

4. Equipment or procedural room reservations can be made by contacting the facility supervisor.

5. Technical services, including substance administrations, tissue derivations, surgical procedures or colony management, are available and charged-back monthly to grant accounts at an hourly rate.

<https://www.usf.edu/research-innovation/research-support/comparative-medicine/documents/cmdc/c017-services-per-diems-equip-fees.pdf>

Animal, Supply, Equipment & Invoicing Contacts

1. Animal orders for procurement from approved vendors, contact animalorders@usf.edu Beth Aleo at baleo@usf.edu or 974-3844.
2. Animal importations from academic, research, or other sources, use the “request to receive animals from another institution” form viewable at <https://www.usf.edu/research-innovation/research-support/comparative-medicine/documents/cmdc/c003-req-to-receive-animals-other-institution.pdf> and contact Marta Perez at molivero@usf.edu.
3. Requesting controlled substances, contact your Facility Manager.
4. Medical and surgical supplies or equipment or technical assistance, contact the facility manager.
(MDD, CAMLS) Crystal Reed, BS, LATG, at cmreed2@usf.edu or 396-0141
(ALZ, CPH, PCD, IDR, BPB) Ana Almonte, ALAT at almonte@usf.edu or 396-0612
(MDC) Crystal Rivera, LATG at crystalr2@usf.edu or 974-3836
5. Monthly charges invoiced to grant accounts, contact accountants:
Everett White at ewhite@usf.edu or 974-5221
Rosemarie Louis-Charles at remcharles@usf.edu or 974-8117

Services, Equipment, Room Reservations

- Per diems and technical assistance rates are viewable at:
<http://www.usf.edu/research-innovation/research-support/comparative-medicine/orders-service-requests.aspx>
- There is no charge for the use of most portable equipment and all procedural space within animal facilities. Contact the facility supervisor to arrange technical assistance or to reserve equipment or rooms in advance.
- There is no charge for portable equipment use, including use of microscopes, anesthesia machines, scales, calipers, hot water blankets, centrifuges, ventilators, electro-cautery, pulse oximeters, capnographs, and blood pressure monitors.
- Oxygen tanks on anesthesia machines, and carbon dioxide in necropsy are provided without charge.
-

Reporting Animal Welfare Concerns

Reporting concerns, deficiencies, or observations made regarding the adequacy or appropriateness of the facilities, program, principles, or procedures contributes to the oversight, development, and improvement of the program for animal care and use and contributes to the resolution of the concern or deficiency.

Deficiencies in animal care, use, recordkeeping, or treatment, and adverse events in animal care or use can be reported to Comparative Medicine veterinarians (745-4361, 745-5923, 974-3673, 974-5092), or administrative staff (974-9842, 947-9876), or to the IACUC c/o Research Integrity & Compliance (974-0954, 974-5110, 974-7106), or directly to the IACUC Chairperson (974-1547), or IACUC Vice Chairperson (745-1540), or to the Institutional Official of the Animal Care and Use Program, (974-5570).


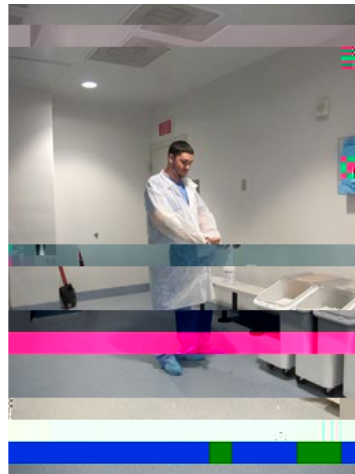
This reporting-feedback mechanism of observations made regarding the practices of animal care and use within these facilities, contributes an important oversight, assists in the continuous development of the animal program, and includes a mechanism for anonymity viewable at ethics point:

<https://secure.ethicspoint.com/domain/media/en/gui/14773/index.html?locationid=-1>

Prior to Entering the Facility (Don PPE)

Successful research outcomes involving animals require appropriate handling and use techniques that guard against infections that invalidate studies. Even subclinical infectious exposures can invalidate research data by altering normative biological responses.

To enter a facility, don a disposable lab coat and shoe covers. Disposable gloves and Tyvek sleeves are also available in gowning at facility entrances and are required when handling animals.




Prior to entering Common procedural areas

When working in common procedural areas

- a. In addition to the disposable gown and shoe covers donned upon entrance to the facility or when handling (w) 11.6 (o)-0t/ 1.6 (o)-0t/ag 1.6 (o)-c1.197 Td(h)-0.a63 6

Prior to Handling Animals (PPE + Surface Decontamination)

Disposable gloves and Tyvek sleeves are required and decontaminated by saturate spraying with OxivirTb before handling animals.



Before animal use, decontaminate your gloves, Tyvek sleeves, and the surfaces of your work area, portable equipment, and the exterior of the microisolator in advance of animal use by saturate spraying with OxivirTB. A bouffant and mask are required.



Microisolators should be opened under a class 2A2 biological safety cabinet in isolation or containment, and otherwise within a transfer station.

Prior to Entering Isolation (Additional PPE & Procedures)

Prior to using immunodeficient mouse strains additional AALAS didactic & wet lab training provided by compmed@usf.edu is documented in ARC. This training ensures use of additional required PPE and

Animal Medical Recordkeeping

Use Characterized Biologics, In Date Sterile Preparations, USP Grade Pharmaceuticals, & Decontaminated All Surfaces

- Biologics (e.g., tumor-derived cell lines), especially those originally derived from, or serially passaged-through rodents, have the potential to surreptitiously transmit rodent pathogenic agents.
- Documentation of biologics as pathogen-free is accomplished by providing an aliquot (e.g., cell line) to the facility supervisor for PCR testing.
- In date USP grade pharmaceuticals must be used whenever available.
- Sterile multi-dose preparations (e.g., intravenous fluids, drug dilutions) must be dated when opened/prepared and are considered expired 28 days later.
- Decontaminate the exterior of the microisolator, supplies, instruments, equipment, and procedural surfaces prior to and following each use by saturate spraying with

Animal Health Surveillance

Animal Health Surveillance(Flags)

- If an animal health concern is observed, staff flag the primary enclosure with a **red cage card** identifying the animal, the concern, and the date the concern was first noticed, and record the concern on the housing room's Progress Notes form.
- Rodent microisolator card colors are used as flags to indicate
- **Red = Health concern** (delineating treatment or monitoring plan);
- **Neon Orange = Approaching or at clinical endpoint**
- **Neon Pink = Research related special instructions** (i.e., special diets, special water, DMSOr ai4 (t.0052g-

Husbandry, Relocation, Reassignment, & Exportation

- Animal care staff change individually ventilated cages (IVC) every other week, water bottles on IVC weekly, and static cages twice weekly. Housing and use rooms are vaporized hydrogen peroxide (VHP) decontaminated every 6 months.
- Weaning by care staff occurs when rodents are between 18-21 days of age. All CM or PI weaned animals must be weaned into social housing groups of the same gender. If there is only one weanling of the opposite sex in a litter please write on the cage card “only male in weaned litter” for single males or “only female in litter” for single females.
- Movement of animals to other housing rooms or facilities is requested in writing using a “Request to Relocate &/or Reassign Research Animals” form and accomplished by care staff; forms are viewable at [http://www.usf.edu/research-innovation/research-dc0Tw9.8380-hmeuicr4t211h8ca1f51\(ii\)3026\(ol\)35JE860](http://www.usf.edu/research-innovation/research-dc0Tw9.8380-hmeuicr4t211h8ca1f51(ii)3026(ol)35JE860)

Other Helpful Information

- Care staff are present in facilities between 7:00 am - 3:30 pm Monday – Friday
- Facility access cards should not be shared or used to grant others access
- No eating or drinking in the animal facility
- Facility tour will also demonstrate: (1) evacuation routes, (2) location of fire extinguishers, (3) location of emergency eye wash & safety shower, (4) SDS location, (5) facility access points (after hour/weekend access for College of Medicine facility)
- Comparative Medicine Website <http://www.usf.edu/research-innovation/research-support/comparative-medicine>
- IACUC Website <http://www.usf.edu/research-innovation/research-support/research-integrity-compliance/iacuc/index.aspx>
-

Comparative Medicine Contacts

Veterinarians

Robert W. Engelman, DVM, PhD
robert.engelman@moffitt.org 974-5092

Willie A. Bidot, DVM, MPH, MS, DACLAM
wbidot@usf.edu (787) 447-4993

Giovanni Finesso, DVM
gfinesso@usf.edu (443) 600-4685

Administrative Staff

Christine Perry BS,MS LATG,CVT
cbesnier@usf.edu 396-0134

Marta Perez BSN,RN, LATG
molivero@usf.edu 974-3836

Dominique Abrahams MS,LAT
dpascali@usf.edu

Margi Baldwin, RVT, RLATG, SRS, MS, CMAR
mbaldwin@usf.edu 974-9260

Irina Rivera, CRA-USF
irivera@usf.edu 974-9842

Facility Managers

College of Medicine (MDC)
Crystal Rivera AS, LATG
crystalr2@usf.edu 974-3836

Byrd Alzheimer's Institute Psychology, Research Park (ALZ, CPH, PCD, IDR, BPB)

Ana Almonte, ALAT
almonte@usf.edu 396-0612

Heart Institute, Center for Advanced Medical Learning & Simulation (MDD, CAMLS)

Crystal Reed, BS, LATG
cmreed2@usf.edu 396-0141