

< i a Ub `F Ygci fW`g `GWYYb]b[`E i Ygh]cbg

Does your institution have any part-time staff?

If you answer **Yes** to this question, you will be provided the screens to report part-time staff.

If you answer **Yes** to this question, you will be provided the screens to report graduate assistants.

Does your institution have 15 or more full-time staff?

If you answer **Yes** to this question, you will be provided the screens to report some data by tenure status.


1, 2017 and October 31, 2018 **full-time permanent staff** **first time** **after a break in service** **November**

If you answer **Yes** to this question, you will be provided the screens to report **full-time permanent new hires** in **Part H**.

Do ALL of the instructional staff at your institution fall into any of the following categories?

If you answer **Yes** to any of the questions below, you will **NOT** be required to report **Part G - Salaries** for instructional staff. However, Part G will still be required for reporting data for full-time non-instructional staff.


You may use the space below to provide context for the data you've reported above.



DUfh5%! : i `h)a Y' =bghfi W]cbU`GHUZZVm5WUXYa]WF Ub_ 'UbX'HYbi fY'GhUhi g!'HYbi fYX

Number of Full-time Instructional Staff

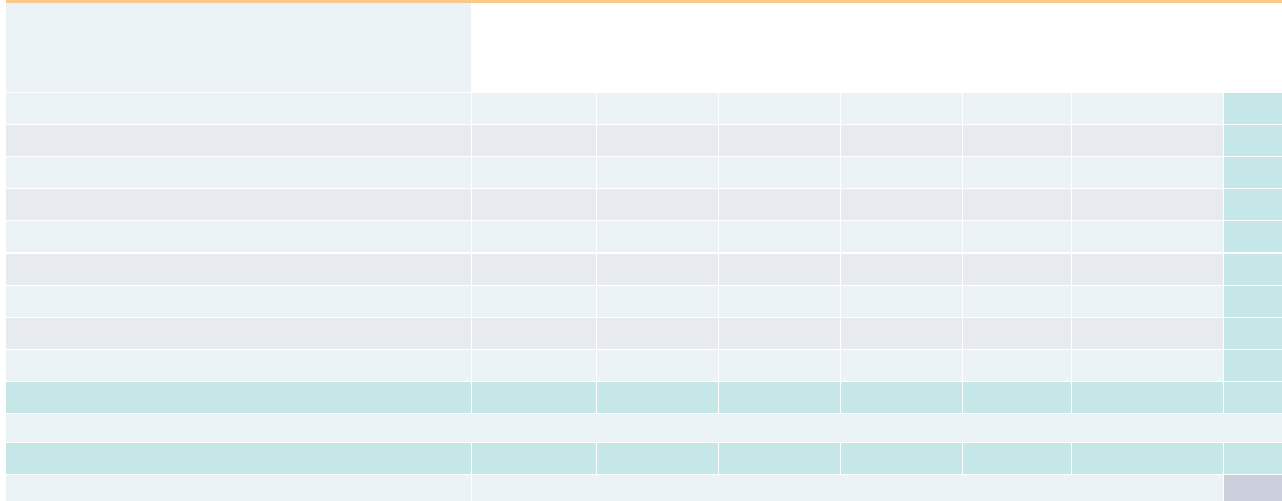

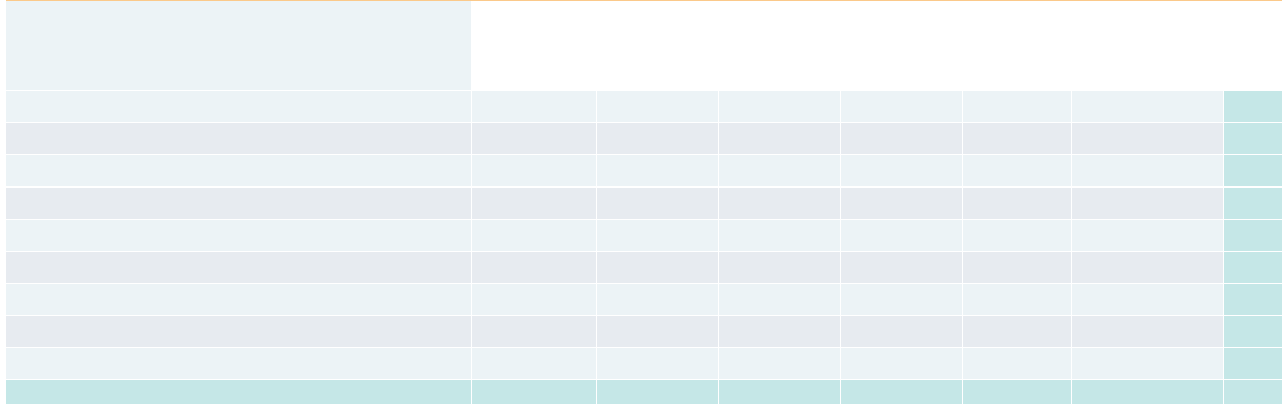
With _____







DUfh5%!': i`h]a Y`=bghfi W]cbU`GhUZZ`Vm5WUXYa]WF Ub_`UbX`HYbi fY`GhUhi g`!`5bbi U`7cbhfUW



DUfh5%! : i `! h]a Y `=bghfi W]cbU`GhUZZ`Vm5WUXYa]WF Ub_`UbX`HYbi fY`GhUhi g`!


DUfh6%! : i"!h)a Y`B cb!]bghfi W]cbU`GhUZZ`VmC VVW dUh]cbU`7UhY[cfm
**Number of Full-time Non-instructional Staff
by Occupational Category**

As of November 1, 2018

- Report Hispanic/Latino individuals of any race as Hispanic/Latino
- Report race for non-Hispanic/Latino individuals only
- Include both medical school and non-medical school staff

Men

Occupational Category	Number of Staff	Percentage of Total
Administrative Support		
Business Office Support		
Food Service		
Health Services		
Information Technology		
Library		
Maintenance		
Medical Support		
Non-Instructional Staff		
Other		
Security		
Student Support		
Transportation		
Unassigned		



DUfh6&!': i`! h]a Y`B cb!]bghfi W]cbU`GhUZZ`VmIA YX]WU`GW cc`GhUhi g

[Redacted]			
[Redacted]	[Redacted]	[Redacted]	[Redacted]
[Redacted]	[Redacted]	[Redacted]	[Redacted]
[Redacted]	[Redacted]	[Redacted]	[Redacted]
[Redacted]	[Redacted]	[Redacted]	[Redacted]
[Redacted]	[Redacted]	[Redacted]	[Redacted]

DUfh; ' ! '5j YfU[Y`GU`Uf]Yg`Zcf`=bghfi Wh]cbU`GhUZZ`Vm`5WUXYa]WF Ub_

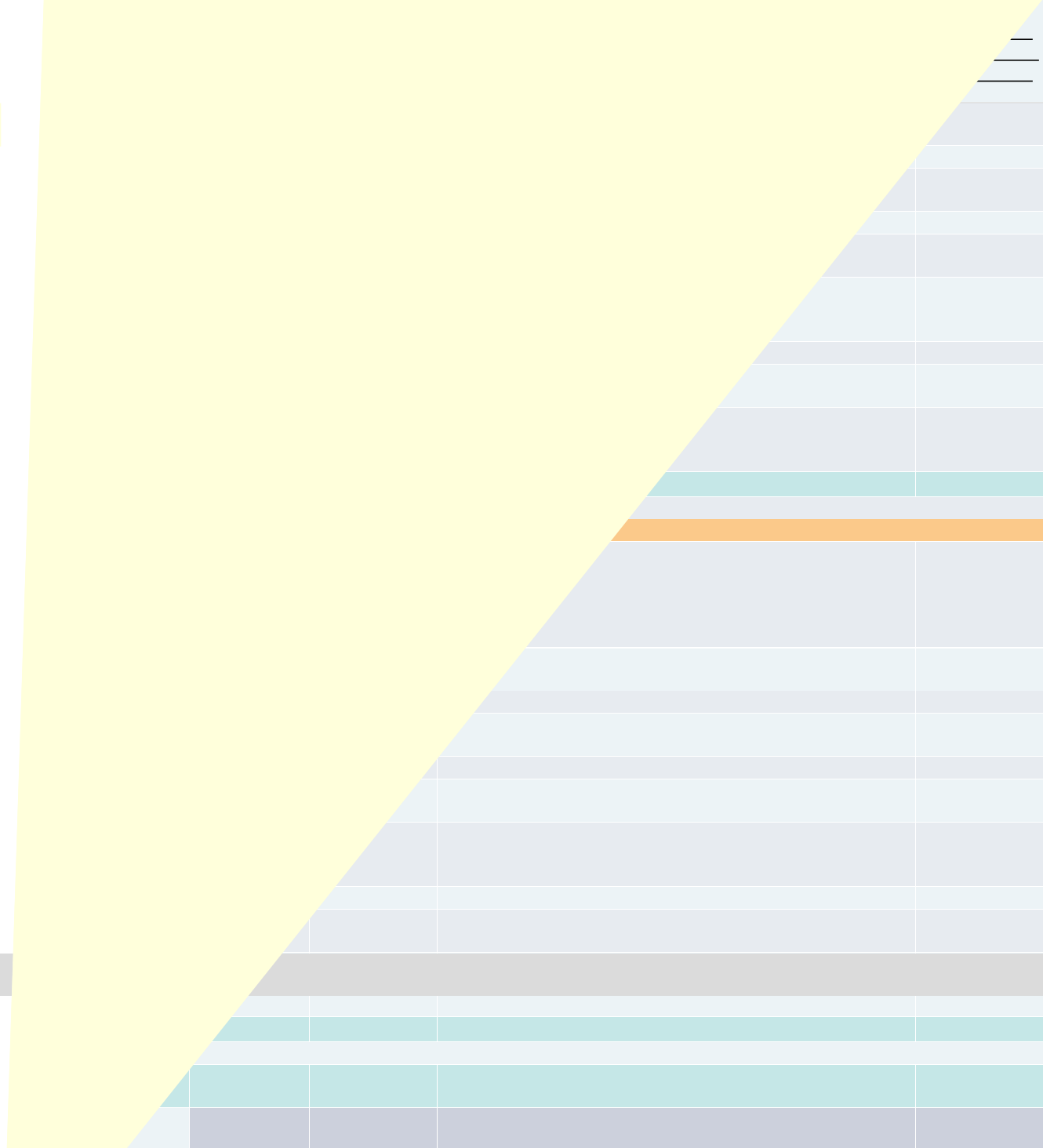
DUfh'8 '! 'DUfh! h]a Y 'GhUZZ'Vm'c WW dUh]cbU''7UhY[cfm

Number of Part-time Staff

As of November 1, 2018

- Report Hispanic/Latino individuals of any race as Hispanic/Latino
- Report race for non-Hispanic/Latino individuals only
- Include both medical school and non-medical school staff

Men



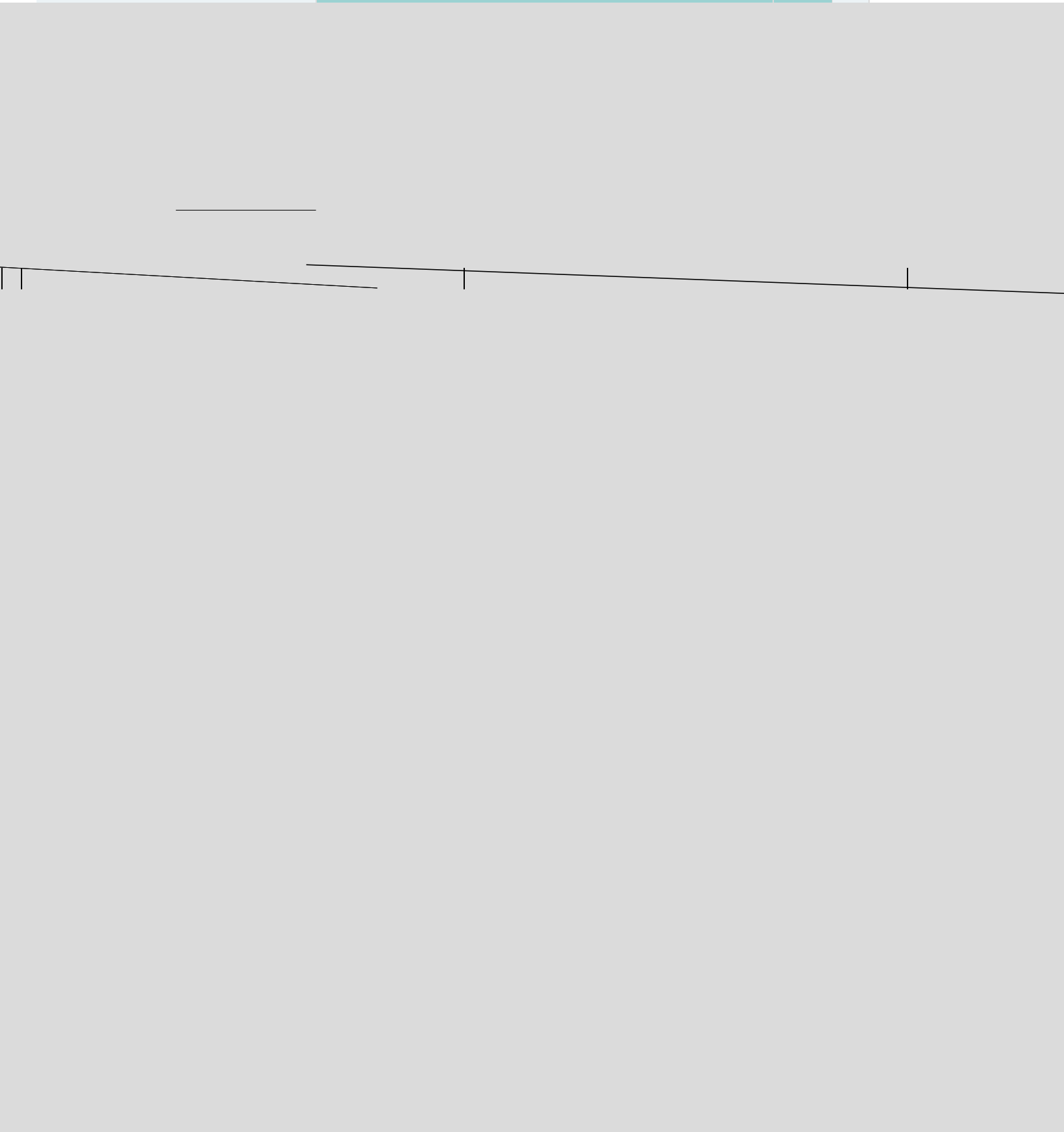
Total women						
Total (men+women)						
		1		17		704

DUFh'9'! 'DUFh h]a Y'GhUZZ'Vm'c VW dUh]cbU'7 UhY[cfmUbX'HYbi fY'GhUhi g

Number of Part-time Staff


As of November 1, 2018


Non-medical school staff







DUfh'9!'DUfh' hja Y'GhUZZ'Vm'A YX]WJ``GW cc``GhUhi g











DUfh: '! DUfh h]a Y`Gi a a UfmA YX]W`gV\ cc`ghUZZ





DUfh< '!BYk '<]fYgž': i '!h)a Y'GHUZZ'Vm'CWV dUh]cbU''7UhY[cf m
Number of Newly Hired Full-time Staff

(Hired full-time between November 1, 2017 - October 31, 2018)

- Report Hispanic/Latino individuals of any race as Hispanic/Latino
- Report race for non-Hispanic/Latino individuals only

Men

Total men					


Women

Total women					
Total (men+women)					

< i a Ub`F Ygci fW`g`Gi fj Ym'9j U`i Uh]cb

Were any staff members difficult to categorize? If so, please explain in the box below.

--



DfYdUfYX`Vm

Section 1					
Section 2					
Section 3					
Section 4					
Section 5					
Section 6					
Section 7					
Section 8					
Section 9					
Section 10					
Section 11					
Section 12					
Section 13					
Section 14					
Section 15					
Section 16					
Section 17					
Section 18					
Section 19					
Section 20					
Section 21					
Section 22					
Section 23					
Section 24					
Section 25					
Section 26					
Section 27					
Section 28					
Section 29					
Section 30					
Section 31					
Section 32					
Section 33					
Section 34					
Section 35					
Section 36					
Section 37					
Section 38					
Section 39					
Section 40					
Section 41					
Section 42					
Section 43					
Section 44					
Section 45					
Section 46					
Section 47					
Section 48					
Section 49					
Section 50					

**Number of staff by employment status and occupational category:
Fall 2018**

Production, Transportation, and Material Moving Occupations SOC 51-0000 + 53-0000	65	0	65
--	----	---	----

NOTE: Full-time-equivalent (FTE) staff is calculated by summing the total number of full-time staff and adding one-third of the total number of part-time staff. Graduate assistants are not included in the above figures. Many of the

Human Resources

University of South Florida-Main Campus (137351)

Source	Description	Severity	Resolved	Options
	GWfYYb. :8 !`DH`GhUZZ`CWW dUh]cb`!`(`			
	GWfYYb. :< !`BYk`<]fYg`=bghfi W]cbU`ž`HYbi fY			