

Institution: University of South Florida-Main Campus (137351) User ID: P1373511


7cad'Yh]cbg'CjYfjjYk

Welcome to the IPEDS Completions survey component. The Completions component is one of several IPEDS components that is conducted during the Fall data collection period. It collects the number of degrees and certificates awarded by field of study, level of award, race/ethnicity, and gender. The reporting period for the Completions component is during the 12-month time period beginning July 1 of the previous calendar year and ending June 30 of the current calendar year; therefore, for this year's Completions component, the reporting period is between July 1, 2017 and June 30, 2018. The Completions component is also collecting the number of students (e.g., completers) who earned awards between July 1, 2017 and June 30, 2018.

Completions Common Errors

Some common completions component errors include the following:

- Including award levels on your current year Completions that were not reported on your previous year's (PY) Institutional Characteristics (IC). [Award levels in the PY IC component cannot be changed; therefore, contact the IPEDS Help Desk at 1-877-225-2568 if you need assistance.]
- Forgetting to select CIP codes for new programs of study that are offered by the institution, but do not have completions for the reporting period.
- Forgetting to enter in zero in at least one of the cells for CIP codes that do not have completions.



CIPCODE	Award Level	Major	Gender	Non Resident Alien	Hispanic / Latino	American Indian or Alaska Native	Asian	Black or African American	Native Hawaiian or Other Pacific Islander	White	Two or more Races	Race/ ethnicity unknown	Total	distance education
---------	-------------	-------	--------	--------------------	-------------------	----------------------------------	-------	---------------------------	---	-------	-------------------	-------------------------	-------	--------------------

[Redacted]

[Redacted]

[Redacted]









[Redacted]

[Redacted]

[Redacted]

[Redacted]

CIPCODE	Award Level	Major	Gender	Non Resident Alien	Hispanic / Latino	American Indian or Alaska Native	Asian								
---------	-------------	-------	--------	--------------------	-------------------	----------------------------------	-------	--	--	--	--	--	--	--	--



CIPCODE	Award Level	Major	Gender	Non Resident Alien										
---------	-------------	-------	--------	--------------------	--	--	--	--	--	--	--	--	--	--

CIPCODE	Award Level	Major	Gender	Non Resident Alien	Hispanic / Latino	American Indian or Alaska Native	Asian	Black or African American	Native Hawaiian or Other Pacific Islander	White	Two or more Races	Race/		
---------	-------------	-------	--------	--------------------	-------------------	----------------------------------	-------	---------------------------	---	-------	-------------------	-------	--	--

[Redacted]

[Redacted]

[Redacted]




[Redacted]

[Redacted]

[Redacted]

[Redacted]

[Redacted]



CIPCODE	Award Level	Major	Gender	Non Resident Alien										
---------	-------------	-------	--------	--------------------	--	--	--	--	--	--	--	--	--	--

[Redacted]

[Redacted]

[Redacted]

[Redacted]


[Redacted]

[Redacted]


[Redacted]

CIPCODE														
---------	--	--	--	--	--	--	--	--	--	--	--	--	--	--

CIPCODE														
---------	--	--	--	--	--	--	--	--	--	--	--	--	--	--



7c a d`Yh]cbg.`hchU`Vm'Z]fgh' a U^cf



Completers by Level

Institutions must report the number of students who earned an award by level. This screen will be shown for each of the following consolidated award levels for which there is a reported completion:

- Postsecondary awards, certificates, or diplomas of less than 1 academic year
 - Less than 900 contact or clock hours, or
 - Less than 30 SEMESTER or TRIMESTER credit hours, or
 - Less than 45 QUARTER credit hours
- Postsecondary awards, certificates, or diplomas of at least 1 but less than 4 academic years
 - 900 or more contact or clock hours, or
 - 30 or more SEMESTER or TRIMESTER credit hours, or
 - 45 or more QUARTER credit hours
- Associate's degrees
- Bachelor's degrees
- Master's degrees
- Doctor's degrees
- Postbaccalaureate and post-master's certificates

6UW\Y'cfig'XY[fYYg

Number of students by gender, by race and ethnicity, and by age earning this award between July 1, 2017 and June 30, 2018. Each student should be counted once per award level. For example, if a student earned a master's degree and a doctor's degree, he/she should be counted once in master's and once in doctor's. A student earning two master's degrees should be counted only once.

- Report Hispanic/Latino individuals of any race as Hispanic/Latino
- Report race for non-Hispanic/Latino individuals only

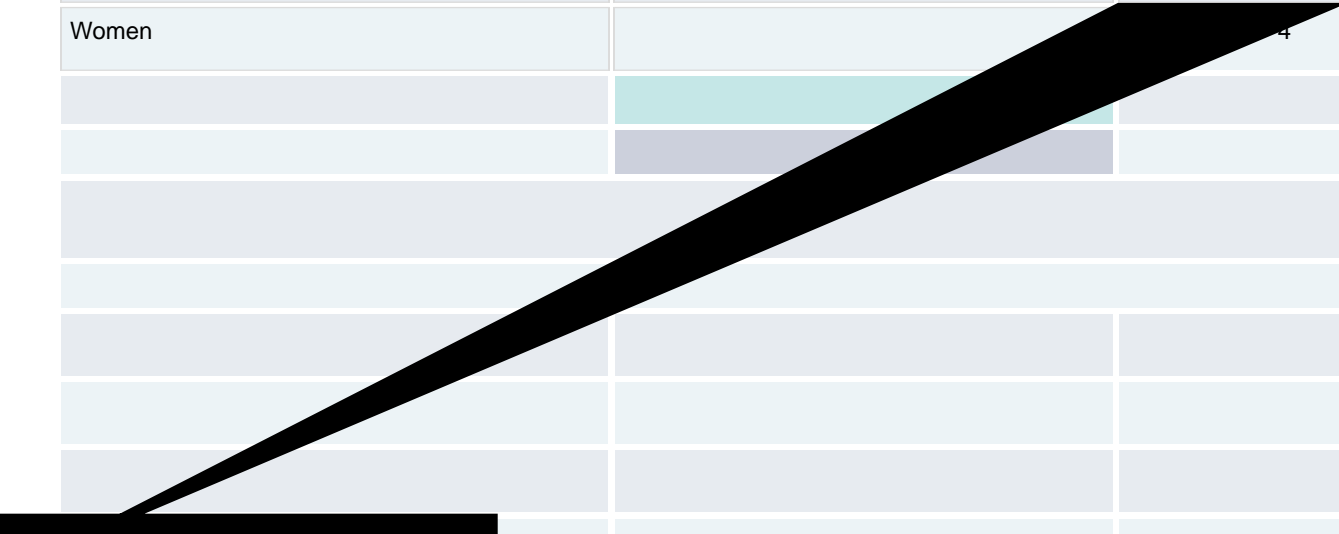
B i a VYf' cZ' Gh i XYbhg

HchU'' 5 kUfXg

6m' ; YbXYf

Men		3,528
-----	--	-------

Women		4
-------	--	---



<u>Asian</u>	<input type="text" value="548"/>	574
<u>Black or African American</u>	<input type="text" value="847"/>	863
<u>Native Hawaiian or Other Pacific Islander</u>	<input type="text" value="22"/>	22
<u>White</u>	<input type="text" value="4,197"/>	4,305
Two or more races	<input type="text" value="316"/>	325
<u>Race and ethnicity unknown</u>	<input type="text" value="142"/>	147
HCH5@	8,079	8,297
6m 5 [Y		
Under 18	<input type="text" value="0"/>	
18-24	<input type="text" value="5,594"/>	
25-39	<input type="text" value="2,221"/>	
40 and Above	<input type="text" value="264"/>	
Age Unknown	<input type="text" value="0"/>	
HCH5@	8,079	8,297

Completers by Level

Institutions must report the number of students who earned an award by level. This screen will be shown for each of the following consolidated award levels for which there is a reported completion:

- Postsecondary awards, certificates, or diplomas of less than 1 academic year
 - Less than 900 contact or clock hours, or
 - Less than 30 SEMESTER or TRIMESTER credit hours, or
 - Less than 45 QUARTER credit hours
- Postsecondary awards, certificates, or diplomas of at least 1 but less than 4 academic years
 - 900 or more contact or clock hours, or
 - 30 or more SEMESTER or TRIMESTER credit hours, or
 - 45 or more QUARTER credit hours
- Associate's degrees
- Bachelor's degrees
- Master's degrees
- Doctor's degrees
- Postbaccalaureate and post-master's certificates

AUghYfig'XY [fYYg

Number of students by gender, by race and ethnicity, and by age earning this award between July 1, 2017 and June 30, 2018. Each student should be counted once per award level. For example, if a student earned a master's degree and a doctor's degree, he/she should be counted once in master's and once in doctor's. A student earning two master's degrees should be counted only once.

- Report Hispanic/Latino individuals of any race as Hispanic/Latino
- Report race for non-Hispanic/Latino individuals only

B i a VYf' cZ' Gh i XYbhg

HchU' 5 kUfXg

6m' ; YbXYf

Men		1,398
-----	--	-------

Women		1,756
-------	--	-------

--	--	--

--	--	--

--	--	--

--	--	--

--	--	--

Completers by Level

Institutions must report the number of students who earned an award by level. This screen will be shown for each of the following consolidated award levels for which there is a reported completion:

- Postsecondary awards, certificates, or diplomas of less than 1 academic year
 - Less than 900 contact or clock hours, or
 - Less than 30 SEMESTER or TRIMESTER credit hours, or
 - Less than 45 QUARTER credit hours
- Postsecondary awards, certificates, or diplomas of at least 1 but less than 4 academic years

- Associate's degrees
- Bachelor's degrees
- Master's degrees
- Doctor's degrees
- Postbaccalaureate and post-master's certificates

8cWhcfig'XY [fYYg

Number of students by gender, by race and ethnicity, and by age earning this award between July 1, 2017 and June 30, 2018. Each student should be counted once per award level. For example, if a student earned a master's degree and a doctor's degree, he/she should be counted once in master's and once in doctor's. A student earning two master's degrees should be counted only once.

- Report Hispanic/Latino individuals of any race as Hispanic/Latino
- Report race for non-Hispanic/Latino individuals only

	Bi a VYf' cZ' Ghi XYbhg	HchU' 5 kUfXg
6m' ; YbXYf		
Men		327
Women		375
HCH5@	702	702
PY TOTAL	+8%	

6m' FUWY#9h \b]W]hm

<u>Nonresident alien</u>		97
<u>Hispanic/Latino</u>		

<u>Asian</u>	<input type="text" value="92"/>	92
<u>Black or African American</u>	<input type="text" value="40"/>	40
<u>Native Hawaiian or Other Pacific Islander</u>	<input type="text" value="2"/>	2
<u>White</u>	<input type="text" value="374"/>	374
Two or more races	<input type="text" value="8"/>	8
<u>Race and ethnicity unknown</u>	<input type="text" value="26"/>	26
HCH5@	702	702
6m'5 [Y		
Under 18	<input type="text" value="0"/>	
18-24	<input type="text" value="3"/>	
25-39	<input type="text" value="594"/>	
40 and Above	<input type="text" value="105"/>	
Age Unknown	<input type="text" value="0"/>	
HCH5@	702	702

Completers by Level

Institutions must report the number of students who earned an award by level. This screen will be shown for each of the following consolidated award levels for which there is a reported completion:

- Postsecondary awards, certificates, or diplomas of less than 1 academic year
 - Less than 900 contact or clock hours, or
 - Less than 30 SEMESTER or TRIMESTER credit hours, or
 - Less than 45 QUARTER credit hours
- Postsecondary awards, certificates, or diplomas of at least 1 but less than 4 academic years
 - 900 or more contact or clock hours, or
 - 30 or more SEMESTER or TRIMESTER credit hours, or
 - 45 or more QUARTER credit hours
- Associate's degrees
- Bachelor's degrees
- Master's degrees
- Doctor's degrees
- Postbaccalaureate and post-master's certificates

DcghVUWWU`U i fYUhY
 UbX`dcgh! a UghYffg
 WYfhjZjWUhYg

Number of students by gender, by race and ethnicity, and by age earning this award between July 1, 2017 and June 30, 2018. Each student should be counted once per award level. For example, if a student earned a master's degree and a doctor's degree, he/she should be counted once in master's and once in doctor's. A student earning two master's degrees should be counted only once.

- Report Hispanic/Latino individuals of any race as Hispanic/Latino
- Report race for non-Hispanic/Latino individuals only

	B i a VYf`cZ`Gh i XYbhg	HchU`'5 kUfXg
6m` ; YbXYf		
Men	[REDACTED]	5
Women		17
HCH5@	22	22
PY TOTAL		

6m` FUWY#9h\ b]W]hm

<u>Nonresident alien</u>		2
<u>Hispanic/Latino</u>		3

Summary

IPEDS collects important information regarding your institution. All data reported in IPEDS survey components become available in the IPEDS Data Center and appear as aggregated data in various Department of Education reports. Additionally, some of the reported data appears specifically for your institution through the College Navigator website and is included in your institution's Data Feedback Report (DFR). The purpose of this summary is to provide you an opportunity to view some of the data that, when

7c a d'Yh]cbg'

I b]jYfg]hm'cZ'Gc ih\':`cf]XU!AU]b'7Ua dig'fl%'+')%Ł

Source	Description	Severity	Resolved	Options
Global Edits				
Perform Edits	Current year completions (33) are outside the expected range when compared to completions reported in the prior year (66) for: Men, in CIP codes starting with(3.XXXX), award level (5). Please correct your data or explain. (Error #10503)	Explanation	Yes	
Reason:	Count of degrees are accurate.			
Perform Edits	Current year completions (85) are outside the expected range when compared to completions reported in the prior year (50) for: Women, in CIP codes starting with(11.XXXX), award level (7). Please correct your data or explain. (Error #10505)	Explanation	Yes	
Reason:	Count of degrees are accurate.			
Perform Edits	Current year completions (39) are outside the expected range when compared to completions reported in the prior year (68) for: Men, in CIP codes starting with(15.XXXX), award level (7). Please correct your data or explain. (Error #10503)	Explanation	Yes	
Reason:	Count of degrees are accurate.			
Perform Edits	Current year completions (57) are outside the expected range when compared to completions reported in the prior year (31) for: Women, in CIP codes starting with(30.XXXX), award level (7). Please correct your data or explain. (Error #10505)	Explanation	Yes	
Reason:	Count of degrees are accurate.			
Perform Edits	Current year completions (60) are outside the expected range when compared to completions reported in the prior year (27) for: Women, in CIP codes starting with(42.XXXX), award level (7). Please correct your data or explain. (Error #10505)			