










Completions 2017-18

Institution: University of South Florida-Main Campus (137351) User ID: P1373511




































CIPCODE	Award Level	Major	Gender	Non Resident Alien	Hispanic / Latino	American Indian or Alaska Native	Asian	Black or African American	Native Hawaiian or Other Pacific Islander	White	Two or more Races	Race/ ethnicity unknown	Total	distance
---------	-------------	-------	--------	--------------------	-------------------	----------------------------------	-------	---------------------------	---	-------	-------------------	-------------------------	-------	----------

				10	317	391	15	2615	133	105	5242	4771
Grand Total Women		496	1311	13	457	820	10	3601	222	167	7097	6983
Grand Total		1296	2167	23	774	1211	25	6216	355	272	12339	11754

1211

Completers by Level

Institutions must report the number of students who earned an award by level. This screen will be shown for each of the following consolidated award levels for which there is a reported completion:

- Postsecondary awards, certificates, or diplomas of less than 1 academic year
 - Less than 900 contact or clock hours, or
 - Less than 30 SEMESTER or TRIMESTER credit hours, or
 - Less than 45 QUARTER credit hours
- Postsecondary awards, certificates, or diplomas of at least 1 but less than 4 academic years
 - 900 or more contact or clock hours, or
 - 30 or more SEMESTER or TRIMESTER credit hours, or
 - 45 or more QUARTER credit hours
-

Table Header Row

--	--	--

--	--	--

--	--	--

--	--	--

--	--	--

--	--	--

--	--	--

--	--	--

--	--	--

--	--	--

--	--	--

--	--	--

--	--	--

--	--	--

--	--	--

<u>Asian</u>		101
<u>Black or African American</u>		46
<u>Native Hawaiian or Other Pacific Islander</u>		0
<u>White</u>		346
Two or more races		7
<u>Race and ethnicity unknown</u>		61
HCH5@	721	721

--	--	--

6m' 5 [Y		
Under 18		
18-24		

Summary

IPEDS collects important information regarding your institution. All data reported in IPEDS survey components become available in the IPEDS Data Center and appear as aggregated data in various Department of Education reports. Additionally, some of the reported data appears specifically for your institution through the College Navigator website and is included in your institution's Data Feedback Report (DFR). The purpose of this summary is to provide you an opportunity to view some of the data that, when accepted through the IPEDS quality control process, will appear on the College Navigator website and/or your DFR. College Navigator is updated approximately three months after the data collection period closes and Data Feedback Reports will be available through the [Data Center](#) and sent to your institution's CEO in November 2017.

Please review your data for accuracy. If you have questions about the data displayed below after reviewing the data reported on the survey screens, please contact the IPEDS Help Desk at: 1-877-225-2568 or ipedshelp@rti.org.

Summary of Completions Data

5 kUfX'@YjY'	B i a VYf' cZ' 7c a d'Yh]cbyg	
	%gh' a U'cf	&bX' a U'cf
<u>Associate's degree</u>	325	0
<u>Bachelors degree or equivalent</u>	8,100	123
<u>Master's degree</u>	3,193	0
<u>Post-master's certificate</u>	0	0
<u>Doctor's degree - research/scholarship</u>	332	0
<u>Doctor's degree - professional practice</u>	389	0
Total number of degrees and certificates	12,339	

Summary of Completers Data

	B i a VYf' cZ' Gh i XYbhg		
	AYb	Kc a Yb	HchU'
All Completers	5,120	6,892	12,012

7c a d`Yh]cbg`

I b]jYfg]hm`cZ`Gc ih\`:`cf]XU!AU]b`7Uad ig`fl%`'+`)%Ł

Source	Description			

--	--	--	--	--

