

Q } • cãc ~ cá [ ] } KÁWV } äç ^ ! • äc ^ Á [ - Á Û [ ~ c @ Á Ø | [ ! ä ä æ È T æ ä } Á Ö æ { ] ~ • Á Ç F H Ì H Í F D  
W • ^ ! Á Q Ö K Á Ú F H Ì H Í F F

C j Y f j J Y k

**IPEDS Student Financial Aid Component Overview  
Public Academic Reporters**

Á Y ^ | & [ { ^ Á c [ Á c @ ^ Á Ú c ~ á ^ } c h Ø ä } æ } & ä æ | Á C E ä ä Á Ç Ú Ø C E D Á & [ { ] [ ] ^ } c É Á V @ ^ Á ] ~ ! [ • ^ Á [ - Á c @ ^ Á Ú Ø C E Á & [ { ] [ ] ^ } c Á ä • Á c [ Á & [ ] | ^ & c Á ä } - [ ! { æ c ä [ ] }  
æ ä [ ~ c Á - ä } æ } & ä æ | Á æ ä ä Á ! : [ Ç ä ^ á Á c [ Á ç æ ! ä [ ~ • Á \* ! [ ~ ] • Á [ - Á ~ } á ^ ! \* ! æ ä ~ æ c ^ Á • c ~ á ^ } c • Á æ } á Á { ä | ä c æ ! ~ B Ç ^ c ^ ! æ } Á ^ á ~ & æ c ä [ ] æ | Á ä ^ } ^ - ä c • Á - [ !  
æ | | Á • c ~ á ^ } c • Á æ c Á ^ [ ~ ! Á ä } • c ä c ~ cá [ ] È

**Changes to This Year's SFA Component**

- New questions on military/veteran/eligible dependent students receiving benefits have been added. Total number and amount will be asked for both undergraduate and graduate students. Please work with your institutional representative who certifies such benefits. They may not be associated with the student financial aid office.

Q} •cāc~ cā [ ] KÁW} äç^! •äc^A [-ÄÜ [ ~ c@ÁØ | [ !äæÉ T æä } ÁÔæ { } ~ •ÄÇFHĪHÍFĐ  
W•^!ÁQÖKAÚFHĪHÍFF

GYW]cb % . 'Dufh'5

### Part A - Establish Your Groups

Úæ!cÁCEÁ^•cæà|ä•^•Ác@^Á} ~ { ä^!Á [-Á•c~ ä^} c•Áä } Áçæ!ä [ ~ •Á\*! [ ~ ] •ÉÁß [ c^Ác@æcÁc@^Á } ~ { ä^!•Á [ } Ác@ä•Á•&!^•^} Á , ä||Áä^Á&æ!|ä^Á  
- [ ! , æ!äÁc [ Á [ c@^!Á ] æ!c•Á [-Ác@^ÁÜc~ ä^} cÁØä } æ } &äæ|ÁCEäÁ& [ { ] [ ] ^ } cÉ

In the fields below, report the number of students in each of the following groups.

	Fall 2013	YOUR PRIOR YEAR DATA Fall 2012
€F Group 1 CE  Á~ } ä^! * !æä~ æc^Á•c~ ä^ } c•	ÁH€ÉGÎ I	31,125
€G Group 2 U-Ác@ [ •^Áä } ÁÔ! [ ~ ] ÁFÉÁc@ [ •^Á , @ [ Á , ^!^Áæ , æ!ä^Áäæ } ^Áä^*!^•^•&!cä-ä&æc^É•^•\ä } *	ÁHÉÏ ÎF	3,715
Á €Gæ U-Ác@ [ •^Áä } ÁÔ! [ ~ ] ÁGÉÁc@ [ •^Á , @ [ Á , ^!^Áæ , æ!ä^Áäæ } ^Áä^*!^•^•&!cä-ä&æc^É•^•\ä } * [ ç^! ] { ^ } cÉÁc@^Áä } •cāc~ cā [ ] ÉÁ [ !Á [ c@^!Á• [ ~ !&^•Á ] [ , ] } Ác [ Ác@^Áä } •cāc~ cā [ ]	ÁHÉÏ GJ	3,649
Á €Gà U-Ác@ [ •^Áä } ÁÔ! [ ~ ] ÁGÉÁc@ [ •^Á , @ [ Á , ^!^Áæ , æ!ä^Áäæ } ^Áä^*!^•^•&!cä-ä&æc^É•^•\ä } * [ ç^! ] { ^ } cÉÁ•cæc^• [ &æ Á* [ ç^! ] { ^ } cÉÁ [ !Ác@^Áä } •cāc~ cā [ ]	ÁHÉÏ FÏ	3,649
€H Group 3		



GYWh]cb % . 'DUfh'7ž'DU[ Y %

**Part C, Page 1 - Enter Information about Group 2**

Úæ!çhÔĀ} &| ~ á^•Ā} ~ [ : { æcâ [ ] Áæà [ ~ çĀŌ! [ ~ ] ÁGĒÁŌ! [ ~ ] ÁGĀ•c~ á^} c•Āæ!^Āæ||Ā~ ||Écā { ^ĒĀ-ā! •cĒcā { ^ĀĀ^\*! ^ĀD&^! cā-ā&æc^Ē•^^\ā} \*  
 ~ } ā^! \*! æā~ æc^Ā•c~ ā^} c•Ā^} ! [ ||^ĀĀ} ÁØæ||ÁGĒFHĒ

In the fields below, report the number of Group 2 students paying in-district, in-state, and out-of-state tuition rates. If your institution does not offer different rates, report all students as paying in-state tuition rates.

Information from Part A: Group 2 Ø~   Écā { ^ĒĀ-ā! •cĒcā { ^ĀĀ^*! ^ĀD&^! cā-ā&æc^Ē•^^\ā} * ~ } ā^! *! æā~ æc^Ā• ÇV@ā•Ā} ~ { à^!ĀĀ•Ā&æ!ĪāĀ- [ ! , æ!āĀ- [ [ ÁÚæ!cĀCĒĒĀŠā} ^ĀĒGD	Fall 2013		
	Fall 2013		YOUR PRIOR YEAR DATA Fall 2012
Group 2Ā•c~ ā^} c•K	Number of Group 2 students	Percentage of Group 2 students	Percentage of Group 2 students
€F €Fæ ]æ^ā} *Āā} Ēāā•c!ā&cĀc~ ācā [ ç  Āc^•	Á€	Á€	0

GYW}cb % . 'DUfh 7 ž'DU [ Y ' &

**Part C, Page 2 - Enter Information about Group 2**


Úæ:çhÖhá } & | ~ á^•Á-ä } æ } &ææ|ææäáá } - [ ! { æcá [ ] ææà [ ~ çhÖ: [ ~ ] ÁGÉÁÖ: [ ~ ] ÁGÁ•c~ á^ } •Áæ: ^Áæ||Á- ~ ||Écá { ^ÉÁ-ä: •cÉcá { ^Áá^\*! ^Á^&^! çá-ä&æc^É  
 •^^\ä } \* Á ~ } á^! \*! æá ~ æc^Á•c~ á^ } •Á^ } ! [ ||^áá } ÁØæ||ÁGÉFHÉ  
 Ø [ !Ác@ä•Á } æ:çÉÁ!^ } [ !çk  
 Á

For These Students	The Following Type(s) of Aid	Awarded in This Period
<ul style="list-style-type: none"> <li>Full-time, first-time degree/certificate-seeking undergraduate students enrolled in Fall 2013</li> </ul>	<ul style="list-style-type: none"> <li>Grant or scholarship aid from the federal government</li> <li>Grant or scholarship aid from state/local government</li> <li>Grant or scholarship aid from the institution</li> <li>Loans to students from the federal government and from other sources, including private or other loans</li> <li>Do <b>not</b> include grant or scholarship aid from private or other sources</li> <li>Do <b>not</b> include PLUS loans or loans made to anyone other than the student</li> </ul>	<ul style="list-style-type: none"> <li>Any time during academic year 2013-14</li> <li>For program reporters, this is the aid year period from July 1, 2013 through June 30, 2014.</li> </ul>

In the fields below, report the number of Group 2 students and the total amount of aid awarded to these students for each type of aid. Enter unduplicated student counts within a category (e.g., Pell grants). However, a student can appear in more than one aid category.

Information from Part A:	Fall 2013
<b>Group 2</b> Ø ~   Écá { ^ÉÁ-ä: •cÉcá { ^Áá^*! ^Á^&^! çá-ä&æc^É•^^\ä } * Á ~ } á^! *! æá ~ æc^• ÇV@ä•Á } ~ { à^!Áá•Á&æ: !ä^áÁ- [ ! , æ!áÁ-! [ { ÁÜæ:çáCEÉÁŠä } ^Á€GD	ÁHÉÌÍF
<b>Group 2a</b> U-Ác@ [ •^Áá } ÁÖ: [ ~ ] ÁGÉÁc@ [ •^Á , @ [ Á , ^!^Áæ , æ!á^ááæ } ^ÁØ^á^!æ ÁY [ !ÁÜc~ á^É  [æ] •Ác [ Á•c~ á^ } c•ÉÁ [ !Á*!æ } çÁ [ !Á•&@ [  æ: •@ä ] ÁæäáÁ-! [ { Ác@^Á-^á^!æ  * [ Ç^! } { ^ } cÉÁ•çæc^Á } [ &æ Á* [ Ç^! } { ^ } cÉÁc@^Áá } •cãc~ cá [ ] ÉÁ [ !Á [ c@^!Á• [ ~ ] &^• \\ [ , , } Ác [ Ác@^Áá } •cãc~ cá [ ] ÇV@ä•Á } ~ { à^!Áá•Á&æ: !ä^áÁ- [ ! , æ!áÁ-! [ { ÁÜæ:çáCEÉÁŠä } ^Á€GæD	ÁHÉÍGJ
<b>Group 2b</b> U-Ác@ [ •^Áá } ÁÖ: [ ~ ] ÁGÉÁc@ [ •^Á , @ [ Á , ^!^Áæ , æ!á^ááæ } ^Á [æ] •Ác [ Á•c~ á^ } c•Á [ ! *!æ } çÁ [ !Á•&@ [  æ: •@ä ] ÁæäáÁ-! [ { Ác@^Á-^á^!æ Á* [ Ç^! } { ^ } cÉÁ•çæc^Á } [ &æ  * [ Ç^! } { ^ } cÉÁ [ !Ác@^Áá } •cãc~ cá [ ] ÇV@ä•Á } ~ { à^!Áá•Á&æ: !ä^áÁ- [ ! , æ!áÁ-! [ { ÁÜæ:çáCEÉÁŠä } ^Á€GàD	ÁHÉÍFÌ
<b>Group 3</b> U-Ác@ [ •^Áá } ÁÖ: [ ~ ] ÁGÉÁc@ [ •^Á , @ [ Á , ^!^Áæ , æ!á^ááæ } çÁ [ !Á•&@ [  æ: •@ä ] Áæäá -! [ { Ác@^Á-^á^!æ Á* [ Ç^! } { ^ } cÉÁ•çæc^Á } [ &æ Á* [ Ç^! } { ^ } cÉÁ [ !Ác@^Áá } •cãc~ cá [ ]	ÁHÉÌ€Ì

Aid Type	Fall 2013				YOUR PRIOR YEAR DATA
	Number of Group 2 students who were awarded aid	Percentage of Group 2 students who were awarded aid	Total amount of aid awarded to Group 2 students	Average amount of aid awarded to Group 2 students	Fall 2012 Average amount of aid awarded to Group 2 students
€FÖ:æ } c•Á [ !Á•&@ [  æ: •@ä ] •Á-! [ { Ác@^Á-^á^!æ Á* [ Ç^! } { ^ } cÉÁ•çæc^Á } [ &æ  * [ Ç^! } { ^ } cÉÁ [ !Ác@^Áá } •cãc~ cá [ ]	ÁHÉÍÍF		ÁJÍÁGÌÉÌTHÉJHÌ	ÁTÉTJJ	7,724
Á €G Ø^á^!æ Á*!æ } c•	ÁFÉÍHÍ		ÁÌ€ÁTÈGG€ÉJÍÌ	ÁÌÉT€Ì	4,695
Á Á €Gæ Ú^  Á*!æ } c•	ÁFÉÍHH		ÁÌ€ ÁTÈTÌTÈÌHJ	ÁÌÉÌTÌ	4,476
Á Á €Gà Úc@^!Á-^á^!æ Á*!æ } c•	ÁGÍJ		ÁJÌ ÁHÌGÉFFÌ	ÁFÉHGF	1,225










GYWh]cb % . Dufh'8

**Part D - Enter Information about Group 3**

Úæ:çhÖhã } & | ~ á ^ • Á - ä } æ } & äæ | äæ ä ä ä } - [ ! { æ cá [ ] Á æ ä [ ~ ç Ö ! [ ~ ] Á H Á Ö ! [ ~ ] Á H Á • c ~ á ^ } c • Á æ ! ^ h æ | | Á - ~ | | È cá { ^ È Á - ä ! • c È cá { ^ Á ä ^ \* ! ^ h & ^ ! ç ä - ä & æ c ^ È • ^ h \ ä } \* Á ~ } á ^ ! \* ! æ ä ~ æ c ^ Á • c ~ á ^ } c • Á ^ } ! [ | | ^ ä hã } Á Ø æ | | Á G È F H Á , @ [ Á ] æ ä ä c @ ^ h ä } È • c æ c ^ Á [ ! Á ä } È ä ä • ç ! ä & ç h c ~ ä cá [ ] Á ! æ c ^ h æ } ä Á , ^ ! ^ h æ , æ ! ä ^ ä \* ! æ } ç Á [ ! Á • & @ [ ! æ ! • @ ä ] Á æ ä ä Á - ! [ { Á c @ ^ Á - [ | | [ , ä } \* Á • [ ~ ! & ^ • K Á c @ ^ Á - ^ ä ^ ! æ | Á \* [ ç ^ ! } { ^ } c È Á • c æ c ^ Ø | [ & æ | Á \* [ ç ^ ! } { ^ } c È Á [ ! Á c @ ^ h ä } • c ä c ~ cá [ ] È V @ ^ h ä } - [ ! { æ cá [ ] Á ~ [ ~ Á ! ^ } [ ! ç ä } Á c @ ä • Á } æ ! ç Á , ä | | Á ä ^ ~ • ^ ä hã } Á Ü æ ! ç Á Ø Á c [ Á & æ | & ~ | æ c ^ h æ ç ^ ! æ \* ^ h ä } • c ä c ~ cá [ ] æ | Á } ^ ç Á } ! ä & ^ È Ø [ ! Á c @ ä • Á } æ ! ç Á ! ^ } [ ! ç K

For These Students	The Following Type(s) of Aid	Awarded in This Period
<ul style="list-style-type: none"> <li>Full-time, first-time degree/certificate-seeking undergraduate students enrolled in Fall 2013 who paid the in-state or in-district tuition rate and were awarded grant or scholarship aid from the following sources: the federal government, state/local government, or the institution</li> <li>Do <u>not</u> include students who were awarded only grant or scholarship aid from private or other sources, or students who were awarded only non-grant aid</li> </ul>	<ul style="list-style-type: none"> <li>Grant or scholarship aid from the federal government</li> <li>Grant or scholarship aid from state/local government</li> <li>Grant or scholarship aid from the institution</li> <li>Do <u>not</u> include grant or scholarship aid from private or other sources</li> </ul>	<ul style="list-style-type: none"> <li>Any time during academic year 2013-14</li> </ul>

In the fields below, report the number of Group 3 students with each type of living arrangement and the total amount of grant or scholarship aid from the federal government, state/local government, or the institution awarded to these students.

Information from Part A:	YOUR PRIOR YEAR DATA 2011-2012 Á H È F G J	YOUR PRIOR YEAR DATA 2012-2013 Á H È H Í I	2013-2014 Á H È I € Ì
<p><b>Group 3</b>                      Ø ~     È cá { ^ È Á - ä ! • c È cá { ^ Á ä ^ * ! ^ h &amp; ^ ! ç ä - ä &amp; æ c ^ È • ^ h \ ä } * Á ~ } á ^ ! * ! æ ä ~ æ c ^ Á • c ~ á ^ } c • Á , @ [ Á ] æ ä ä c @ ^ h ä } È • c æ c ^ Á [ ! Á ä } È ä ä • ç ! ä &amp; ç h c ~ ä cá [ ] Á ! æ c ^ h æ } ä Á , ^ ! ^ h æ , æ ! ä ^ ä * ! æ } ç Á [ ! Á • &amp; @ [ ! æ ! • @ ä ] Á æ ä ä - ! [ { Á c @ ^ Á - [     [ , ä } * Á • [ ~ ! &amp; ^ • K Á c @ ^ Á - ^ ä ^ ! æ   Á * [ ç ^ ! } { ^ } c È Á • c æ c ^ Ø   [ &amp; æ   Á * [ ç ^ ! } { ^ } c È Á [ ! ç @ ^ h ä } • c ä c ~ cá [ ] }                      Ç V @ ä • Á } ~ { à ^ Á ä • Á &amp; æ ! ! ä ^ ä Á - [ ! , æ ! ä ä - ! [ { Á Ü æ ! ç Á Ø È Á Š ä } ^ Á € H D</p>			
<p>€ F Report the number of Group 3 students with the following living arrangements:</p>	YOUR PRIOR YEAR DATA 2011-12	YOUR PRIOR YEAR DATA 2012-13	2013-14
<p>Á € F æ U } È &amp; æ { } ~ •</p>	Á G È F J Î	Á G È Í € G	Á G È I J Î
<p>Á € F ä U -- È &amp; æ { } ~ • Á Ç , ä c @ Á - æ { ä   ^ D</p>	Á I J H	Á I Í F	Á Í J I
<p>Á € F &amp; U -- È &amp; æ { } ~ • Á Ç } [ ç Á , ä c @ Á - æ { ä   ^ D</p>	Á F F Î	Á F Í €	Á F Í Î
<p>Á € F á W } \ } [ , } Á Ç &amp; æ   &amp; ~   æ c ^ ä D                      V @ ä • Á ç æ   ~ ^ h ä • Á &amp; æ   &amp; ~   æ c ^ ä Á ~ • ä } * Á c @ ^ - [     [ , ä } * Á - ! [ ! { ~   æ K Á Z C E € H È</p>			

GYWh]cb % . Dufh'9

**Part E – Enter Information about Group 4**

Úæ!çhÖhá } &| ~ á^•A-ä } æ } &ææ!ææäAá } - [ ! { æcá [ ] Áæà [ ~ çhÖ! [ ~ ] ÁIÉÁÖ! [ ~ ] ÁIÁ•c ~ á^ } c•Áæ!^Áæ||Á- ||Écá { ^ÉÁ-á! •cÉcá { ^Áæ } / ^D&^!cá-ä&æc^É  
 •^^\á } \*Á ~ } á^! \*!æä ~ æc^A•c ~ á^ } c•Á^ } ! [ ||á^á } ÄØæ||ÁGÉFHÁ , @ [ Á ] æäáÄc@^Áá } É•cæc^Á [ !Áá } Éäá•c!á&cá~ äcá [ ] Á!æc^Áæ } Á , ^!^Áæ , æ!á^á  
 æ } ^ÁVäc!^ÄQXÁ-^á^!æ|Á•c ~ á^ } çhæäáÉÁá } &| ~ áá } \*Á-^á^!æ|Á\*!æ } c•Á [ !A-^á^!æ|Á•c ~ á^ } çh [ æ ] •ÉAV@^Áá } - [ ! { æcá [ ] Á^ [ ~ ] ^ } [ !cá } Äc@!•A ] æ!c  
 . ä||Áá^Á ~ •^áÁá } ÁÚæ!çhÖhc [ Á&æ]& ~ |æc^Áæç^!æ\*^Áá } •cãc~ cá [ ] æ|Á } ^cá [ ] !á&^Áá^Áá } & [ { ^Á!ç^Á!É  
 Ø [ !Ac@á•Á ] æ!cÉÁ!^ } [ !çk

For These Students	The Following Type(s) of Aid	Awarded This Period
<ul style="list-style-type: none"> <li>Full-time, first-time degree/certificate-seeking undergraduate students enrolled in Fall 2013 who paid the in-state or in-district tuition rate and were awarded any Title IV federal student aid</li> </ul>	<ul style="list-style-type: none"> <li>Grant or scholarship aid from:                             <ul style="list-style-type: none"> <li>federal government</li> <li>state/local government</li> <li>institution</li> </ul> </li> <li>Do not include:                             <ul style="list-style-type: none"> <li>grant or scholarship aid from private or other sources</li> <li>loan amounts</li> <li>Federal Work Study amounts</li> </ul> </li> </ul>	<ul style="list-style-type: none"> <li>Any time during academic year 2013-14</li> </ul>

In the fields below, report the number of Group 4 students with each type of living arrangement and the total amount of grant or scholarship aid from the federal government, state/local government, or the institution awarded to these students by income level.


Information from Part A: Group 4	2011-12	2012-13	2013-14
	ÁGÉÉÍ Í	ÁGÉFÍ Í	ÁGÉFÍ J
Ø ~   Écá { ^ÉÁ-á! •cÉcá { ^Áá^*!^D&^!cá-ä&æc^É•^^\á } *Á ~ } á^! *!æä ~ æc^ •c ~ á^ } c•Á , @ [ Á ] æäáÄc@^Áá } É•cæc^Á [ !Áá } Éäá•c!á&cá~ äcá [ ] Á!æc^Áæ } áÁ , ^!^ æ , æ!á^áÁæ } ^ÁVäc!^ÄQXÁ-^á^!æ Á•c ~ á^ } çhæäá ÇV@!á•Á } { à^!Áá•A&æ! !á^Á- [ ! , æ!á^! [ { ÁÚæ!çhÖÉÁŠá } ^ÁÉID	YOUR PRIOR YEAR DATA	YOUR PRIOR YEAR DATA	Á
€F Report the number of Group 4 students with the following living arrangements:	2011-12	2012-13	2013-14
€Fæ U}É&æ { } ~ •	ÁFÉÍ Í Í	ÁFÉÍ Í Í	ÁFÉÍ G I
€Fà U-É&æ { } ~ •ÄÇ , äc@Á-æ { ä Á			





Q} • cáç  
W•^!f

GYW  
Part  
V@^Á-  
Ô@æ!:  
ã} • cáç



æÁ [ `!  
S^@ [ ja^!É  
2013-14

Á  
€F  
€G  
€H

Á  
Á  
Á  
€I

Á  
Á  
Á  
€Í

€Î  
€Ï


ÁÁ  
ÁTÊIF€  
ÁFÊ€€€  
ÁÁ  
ÁFHÉHÍ€  
ÁTÊF€€  
ÁFHÉHÍ€

ÁFÊÏGI  
ÁHI I  
ÁFG€  
ÁF  
ÁFFÊÏJÎ  
ÁFJÊHÉÎ  
ÁJÉGÏJ

ÁFGÉÍÏF  
ÁFFÊ€JJ  
ÁTÊÏGH

€Ï& \$48,001-75,000  
€Ïà \$75,001-110,000

AIEHIF AIEIT.









Total	125	\$615,687
-------	-----	-----------

