Institution: University of South Florida-Main Campus (137351)
User ID: P1373511

Human Resources Overview

Welcome to the IPEDS Human Resources (HR) survey component. This survey collects important information about your institution's staff.

Recent changes

There are no changes in reporting for 2013-14. However, clarifications have been made to screens and instructions, to address respondent questions. Also, check out the new FAQs.

Several Occupational Categories have been renamed, to better describe who should be reported in them:

Institution: University of South Florida-Main Campus (137351)
User ID: P1373511

Does your institution have any part-time staff?

Yes

(●) Yes ( ) No

Does your institution have 15 or more full-time staff?

(●) Yes ( ) No

Do ALL of the instructional staff at your institution fall into any of the following categories?

Yes	*NOT*	*Part G - Salaries*
(●) No	( ) Yes	Are ALL of the instructional staff military personnel?
(●) No	( ) Yes	Do ALL of the instructional staff contribute their services (e.g., members of a religious order)?
(●) No	( ) Yes	Do ALL of the instructional staff teach pre-clinical or clinical medicine?

You may use the space below to provide context for the data you've reported above.

Institution: University of South Florida-Main Campus (137351)
User ID: P1373511

Does your institution have a tenure system?				
Yes				
	◉	Yes	○	No
Does your institution have graduate assistants?				
Yes				
	◉	Yes	○	No
Did your institution hire any full-time permanent staff who were included on the payroll of the institution between July 1 and October 31, 2013 either for the *first time* (new to the institution) or *after a break in service* AND who were still on the payroll of the institution as of November 1, 2013? (Exclude persons who have returned from sabbatical leave and full-time instructional staff who are working less-than-9-month contracts.)				
Yes				
full-time permanent new hires Part H				
	◉	Yes	○	No

Institution: University of South Florida-Main Campus (137351)
User ID: P1373511

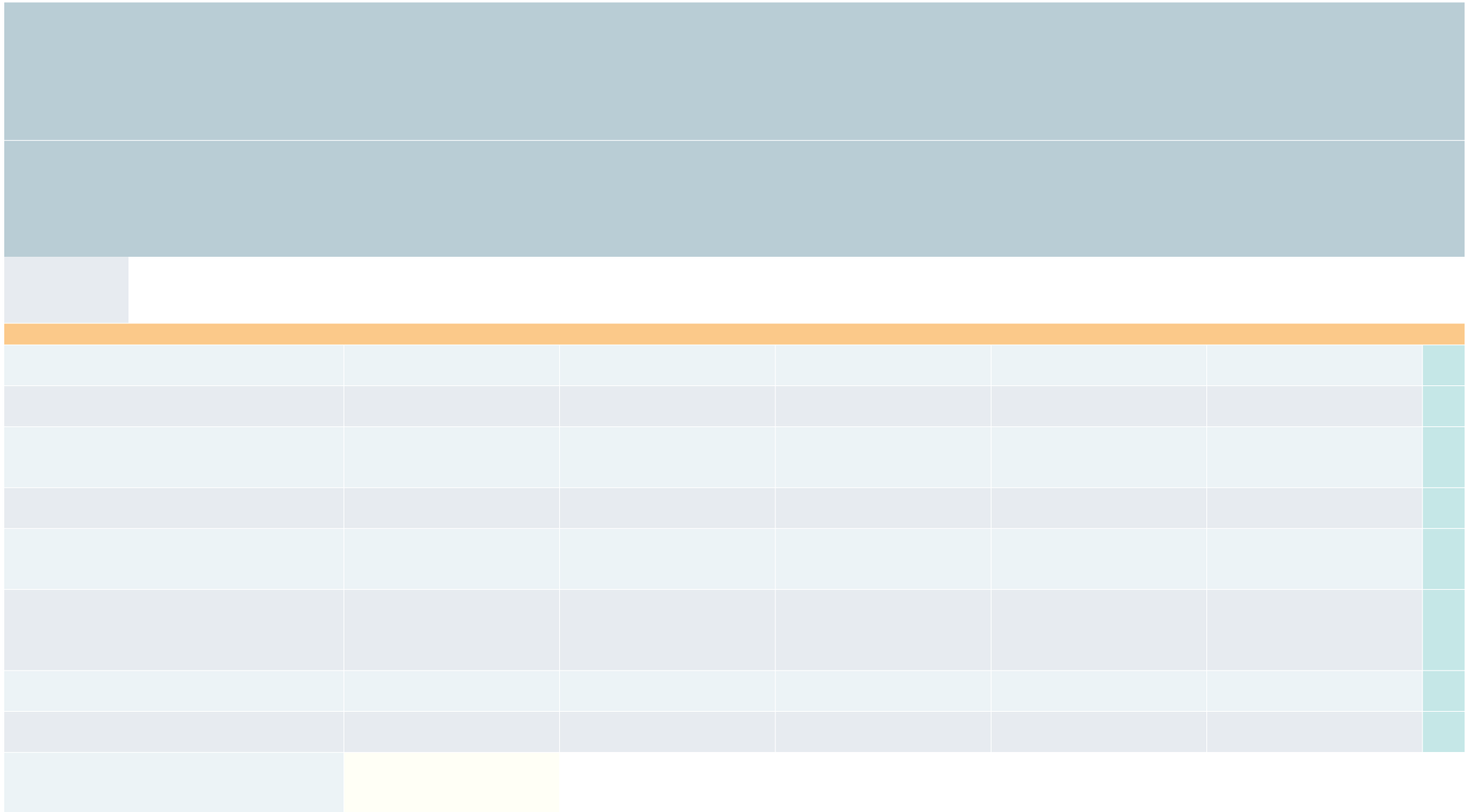

Institution: University of South Florida-Main Campus (137351)
User ID: P1373511

Institution: University of South Florida-Main Campus (137351)
User ID: P1373511



		[redacted]				

Institution: University of South Florida-Main Campus (137351)
User ID: P1373511

Black or African American	1	2	6	5	23
Native Hawaiian or Other Pacific Islander					
White					
Two or more races					
Race and ethnicity unknown					
Total wome	7	39	122	164	
Total (men+wom	41	79	273	260	
Total from year					

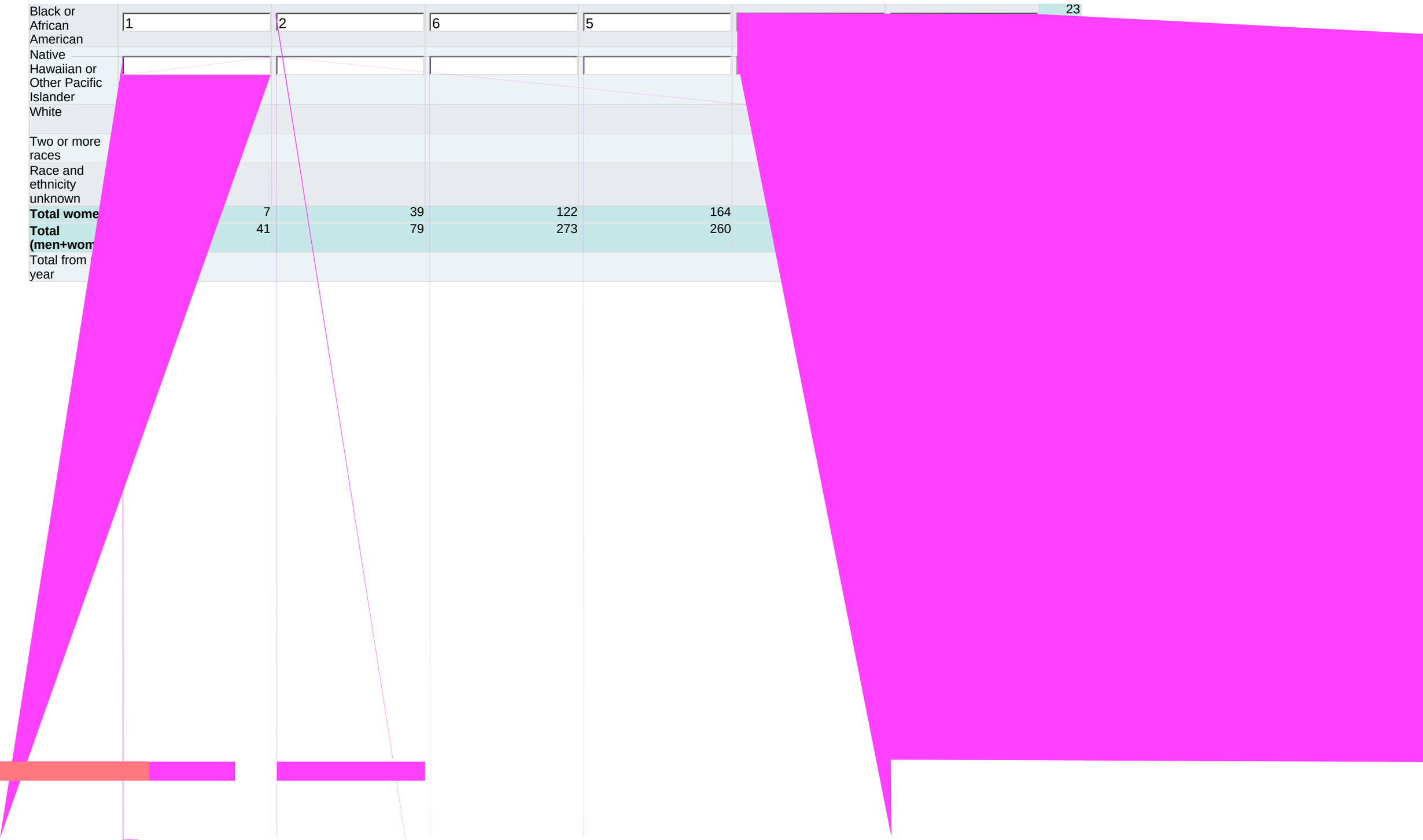

		[redacted]				

Total women	0
Total (men+women)	0

Institution: University of South Florida-Main Campus (137351)
User ID: P1373511

Number of Full-time Instructional Staff

As of November 1, 2013

- **Report Primarily Instruction and Instruction combined with Research and/or Public Service separately, as indicated below.**
- **Report Non-medical and Medical School staff separately, as indicated below.**

	With Faculty status					Without Faculty status	Total
	Tenured	On Tenure Track	Not on Tenure Track				
			Multi-year, continuing, or at-will contract	Annual contract	Less-than-annual contract		
Non-medical staff	638	232	0	497	0		

Race and ethnicity unknown	0		

Institution: University of South Florida-Main Campus (137351)
User ID: P1373511

Institution: University of South Florida-Main Campus (137351)
User ID: P1373511

Number of Full-time Non-instructional Staff
by Occupational Category

As of November 1, 2013

- **Report Hispanic/Latino individuals of any race as Hispanic/Latino**
- **Report race for non-Hispanic/Latino individuals only**
- **Include both non-medical and medical staff**

Gender and race/ethnicity	Management Occupations 11-0000	Business and Financial Operations Occupations 13-0000	Computer, Engineering, and Science Occupations 15-0000 + 17-0000 + 19-0000	Community, Social Service, Legal, Arts, Design, Entertainment, Sports, and Media Occupations 21-0000 + 23-0000 + 27-0000	Healthcare Practitioners and Technical Occupations 29-0000
Men					
Nonresident alien					
Hispanic/Latino					
American Indian or Alaska Native					
Asian					
Black or African American					
Native Hawaiian or Other Pacific Islander					
White					

Institution: University of South Florida-Main Campus (137351)
User ID: P1373511


Total from prior year

Institution: University of South Florida-Main Campus (137351)
User ID: P1373511

Number of Full-time Non-instructional Staff

As of November 1, 2013

Occupational category	Total (carried forward from Part B1)	Non-Medical staff	Medical staff
Service Occupations 31-0000 + 33-0000 + 35-0000 + 37-0000 + 39-0000	399		
Sales and Related Occupations 41-0000	6		
Office and Administrative S ך ל ה n	ions		

Institution: University of South Florida-Main Campus (137351)
User ID: P1373511

Institution: University of South Florida-Main Campus (137351)
User ID: P1373511

Office and Administrative Support Occupations 43-0000		
Natural Resources, Construction, and Maintenance Occupations 45-0000 + 47-0000 + 49-0000		4
Production, Transportation, and Material Moving Occupations 51-0000 + 53-0000		
Total		1,925

Institution: University of South Florida-Main Campus (137351)
User ID: P1373511

Number of Full-time Non-medical Instructional Staff

For Calculation of Total Number of Months

Annual Salary, 2013-14

- **Report number of instructional staff by the number of months to be worked.**
- **Months reported should correspond with the number of months worked (which may differ from the number of months they are paid).**
- **Include ONLY full-time, non-medical instructional staff.**
- **Include instructional staff *with* faculty status and *without* faculty status.**
- **Include instructional staff regardless of tenure status.**
- **Balance column should include instructional staff whose annual salary covers less than 9 months.**

Gender and academic rank	Months worked				Total Staff for Salary	
	12 months	11 months	10 months	9 months		

Total women								
Total (men + women)	438	0	0	929	1,367	13,617	1,367	0

Institution: University of South Florida-Main Campus (137351)
User ID: P1373511

Salary Outlays

For Full-time Non-medical Non-instructional Staff

Annual Salary Outlays, 2013-14

Occupational category	Number of full-time staff (carried forward from previous screens)	Total salary outlays
Research staff	0	
Public Service staff	0	
Library and Student and Academic Affairs and Other Education Services Occupations 25-4000 + 25-2000 + 25-3000 + 25-9000	302	
Management Occupations 11-0000	260	
Business and Financial Operations Occupations 13-0000	490	
Computer, Engineering, and Science Occupations 15-0000 + 17-0000 + 19-0000	394	
Community, Social Service, Legal, Arts, Design, Entertainment, Sports, and Media Occupations 21-0000 + 23-0000 + 27-0000	448	
Healthcare Practitioners and Technical Occupations 29-0000	56	
Service Occupations		

Institution: University of South Florida-Main Campus (137351)
User ID: P1373511

Number of Part-time Staff As of November 1, 2013 •Report Hispanic/Latino individuals of any race as Hispanic/Latino •Report race for non-Hispanic/Latino individuals only •Include both non-medical and medical staff			
Gender and race/ethnicity			

Race and ethnicity unknown			
Total women	290	0	0
Total (men+women)	610	0	0
Total from prior year	**600**		

Institution: University of South Florida-Main Campus (137351)
User ID: P1373511

Number of Part-time Staff

As of November 1, 2013

- **Report Hispanic/Latino individuals of any race as Hispanic/Latino**
- **Report race for non-Hispanic/Latino individuals only**
- **Include both non-medical and medical staff**

Gender and race/ethnicity	Archivists, Curators, and Museum Technicians 25-4010	Librarians 25-4020	Library Technicians 25-4030	Student and Academic Affairs and Other Education Services Occupations 25-2000 + 25-3000 + 25-9000	Library and Student and Academic Affairs and Other Education Services Occupations
Men					
Nonresident alien					0
Hispanic/Latino					0
American Indian or Alaska Native					0
Asian					0
Black or African American					0
Native Hawaiian or Other Pacific Islander					0
White					1
Two or more races					0
Race and ethnicity unknown					0
Total men	0	0	0	1	1
Women					
Nonresident alien					0
Hispanic/Latino					0
American Indian or Alaska Native					0
Asian					0

Institution: University of South Florida-Main Campus (137351)
User ID: P1373511

Number of Part-time Staff

As of November 1, 2013

- **Report Hispanic/Latino individuals of any race as Hispanic/Latino**
- **Report race for non-Hispanic/Latino individuals only**
- **Include both non-medical and medical staff**

Gender and race/ethnicity	Management Occupations 11-0000	Business and Financial Operations Occupations 13-0000	Computer, Engineering, and Science Occupations 15-0000 + 17-0000 + 19-0000	Community, Social Service, Legal, Arts, Design, Entertainment, Sports, and Media _____	

[redacted]				

Black or African American						

Institution: University of South Florida-Main Campus (137351)
User ID: P1373511

[redacted]

Institution: University of South Florida-Main Campus (137351)
User ID: P1373511

[redacted]

Total		10	1	0	37	398	37	483
Total from prior year		36	3		443		0	482
Medical								
Primarily Instruction		0	0	0	0	0	0	0
	Exclusively credit							0
	Exclusively not-for-credit							0
	Combined credit/not-for-credit							0
Instruction/research/public service staff		16	12		57	80		165
Research staff								0
Public Service staff								0
Archivists, Curators, and Museum Technicians 25-4010								0
Librarians 25-4020								0
Library Technicians 25-4030								0
Student and Academic Affairs and Other Education Services Occupations 25-2000 + 25-3000 + 25-9000								0
Management Occupations 11-0000		1	1		1			3
Business and Financial Operations Occupations 13-0000							1	1
Computer, Engineering, and Science Occupations 15-0000 + 17-0000 + 19-0000							4	4
Community, Social Service, Legal, Arts, Design, Entertainment, Sports, and Media Occupations 21-0000 + 23-0000 + 27-0000							1	1
Healthcare Practitioners and Technical Occupations 29-0000							10	10
Total		17	13	0	58	80	16	184
Total from prior year		19	16		833		0	868

Institution: University of South Florida-Main Campus (137351)
User ID: P1373511

Number of Part-time Staff

As of November 1, 2013

Occupational category	Total (carried forward from Part D)	Non-Medical	Medical
Service Occupations			

Institution: University of South Florida-Main Campus (137351)
User ID: P1373511

Summary of Part-time Staff

As of November 1, 2013

Occupational category	With Faculty status					
	Tenured	On Tenure Track	Not on Tenure Track			

43-0000		
Natural Resources, Construction, and Maintenance Occupations 45-0000 + 47-0000 + 49-0000		
Production, Transportation, and Material Moving Occupations 51-0000 + 53-0000		
Graduate Assistants		1,959
Teaching 25-1191		

Institution: University of South Florida-Main Campus (137351)
User ID: P1373511



Institution: University of South Florida-Main Campus (137351)
User ID: P1373511

Number of Newly Hired Full-time Permanent Instructional Staff

(Hired full time between July 1 and October 31, 2013 and still on payroll of the institution as of November 1, 2013)

+0.85882 0..8q V W LU..8Fg 758f 0.85519.Vq 0.8q q F /0.8W8.45 R q 2 J 0 G O q O q 2 J 0 G O BT 1 0 0 14.51 re f O q 0.72549 0.80392 0.83529 rg 2542.49 0.9 732.3 14.51 re f O

Asian							

Institution: University of South Florida-Main Campus (137351)
User ID: P1373511

Number of Newly Hired Full-time Staff

(Hired full time between July 1 and October 31, 2013 and still on payroll of the institution as of November 1, 2013)

- **Report Hispanic/Latino individuals of any race as Hispanic/Latino**
- **Report race for non-Hispanic/Latino individuals only**
- **Include both non-medical and medical staff**

Gender and race/ethnicity	Instructional Staff (from Part H, screen 1)	Research staff	Public Service staff	Library and Student and Academic Affairs and Other Education Services Occupations 25-4000 + 25-2000 + 25-3000 + 25-9000
Men				
Nonresident alien	8			
Hispanic/Latino				

Institution: University of South Florida-Main Campus (137351)
User ID: P1373511

Number of Newly Hired Full-time Non-instructional Staff

(Hired full time between July 1 and October 31, 2013 and still on payroll of the institution as of November 1, 2013)

- **Report Hispanic/Latino individuals of any race as Hispanic/Latino**
- **Report race for non-Hispanic/Latino individuals only**
- [redacted]

American Indian or Alaska Native					
Asian		1	2		16
Black or African American		4		3	9
Native Hawaiian or Other Pacific Islander					
White	6	13	7	13	45
Two or more races					
Race and ethnicity unknown					
Total women	8	19	10	19	84
Total (men+women)	12	24	19	26	208

Institution: University of South Florida-Main Campus (137351)
User ID: P1373511

Number of Newly Hired Full-time Non-instructional Staff and Total New Hires

(Hired full time between July 1 and October 31, 2013 and still on payroll of the institution as of November 1, 2013)

[redacted]

Institution: University of South Florida-Main Campus (137351)
User ID: P1373511

Were any staff members difficult to categorize? If so, please explain in the box below.

Number of staff by employment status and occupational category: Fall 2013			
Business and Financial Operations Occupations SOC 13-0000	647	12	651
Computer, Engineering, and Science Occupations SOC 15-0000 + 17-0000 + 19-0000	559	15	564
Community, Social Service, Legal, Arts, Design, Entertainment, Sports and Media Occupations SOC 21-0000 + 23-0000 + 27-0000	527	11	531
Healthcare Practitioners and Technical Occupations SOC 29-0000	849	12	853
Service Occupations SOC 31-0000 + 33-0000 + 35-0000 + 37-0000 + 39-0000	399	1	399
Sales and Related Occupations SOC 41-0000	6		6
Office and Administrative Support Occupations SOC 43-0000	913	22	920
Natural Resources, Construction, and Maintenance Occupations SOC 45-0000 + 47-0000 + 49-0000	190		

Edit Report

Human Resources

University of South Florida-Main Campus (137351)

Source	Description	Severity	Resolved	Options
Screen Entry	This number is outside the expected range of between 90 and 186 based on the prior year value. Please correct your data or explain. (Error #1387)	Explanation	Yes	
Reason:	Change in coding for Non-Ranked faculty, but minus this number last year's PDF had 459 for this page			
Screen Entry	This number is outside the expected range of between 249 and 413 based on the prior year value. Please correct your data or explain. (Error #1387)	Explanation	Yes	
Reason:	USF has no instructional staff without faculty status. The PDF we have for last year's data shows 0.			
Screen Entry	The number of full-time, non-medical instructional staff (Primarily instruction + Instruction/research/public service staff) with an annual contract reported by function in Part A (497) is outside the expected range of between 36 and 72 based on the prior year value. Please correct your data or explain. (Error #1563)	Explanation	Yes	
Reason:	our previous submission had 246			
Related Screens:	FT Instructional by function			
Perform Edits	The number of full-time, non-medical instructional staff (Primarily instruction + Instruction/research/public service staff) without faculty status reported by function in Part A (0) is outside the expected range of between 125 and 259 based on the prior year value. Please correct your data or explain. (Error #1565)	Explanation	Yes	
Reason:	The PDF printout of our last year's survey shows no input in this screen. These are the peresons with faculty status but without rank, now reported in the no rank category			
Related Screens:	FT Instructional by function			
Screen Entry	The number of full-time, medical instructional staff (Primarily instruction + Instruction/research/public service staff) with an annual contract reported by function in Part A (345) is outside the expected range of between 55 and 113 based on the prior year value. Please correct your data or explain. (Error #1570)	Explanation	Yes	
Reason:	change in categorization for non-ranked faculty (from EEO6 ª ʏ̣ th ʿ ḏ ض			

Related Screens:				
Screen Entry	The total number of full-time, medical instructional staff (Primarily instruction + Instruction/research/public service staff) across all faculty statuses reported by function in Part A (483) is			

Screen Entry