

Institution: University of South Florida-Main Campus (137351)  
User ID: P1373511

## Overview

The Fall Enrollment component collects student enrollment counts by level of student, enrollment status, gender and race/ethnicity. In addition, first-time student retention rates and the student-to-faculty ratio are collected. Every other year data on residence of first-time undergraduates is required and in opposite years, enrollment by student age is required to be reported.

Institutions operating on a traditional academic year calendar (semester, trimester, quarter, or 4-1-4) report Fall enrollment as of the institution's official fall reporting date or October 15. Institutions operating on a calendar that differs by program or that enrolls students on a continuous basis (referred to as program reporters) report Fall enrollment as students enrolled any time during the period August 1 and October 31.

### **8UhU' FYdcfh]b [ ' FY a ]bXYfg.**

- Institutions must continue to report using the new race/ethnicity categories.
- Institutions must continue to use the new postbaccalaureate degree categories (eliminating the first-professional category and reclassifying those programs). All postbaccalaureate students are to be reported as graduate students for enrollment purposes, including any doctor's-professional practice students (formerly first-professional).
- Part B, Enrollment of students by age, is **fYe i ]fYX** this year.
- Part C, Residence of first-time degree/certificate-seeking undergraduates, is **cdh]cbU`** this year.

### **FYgc i fWYg.**

To download the survey materials for this component: [Survey Materials](#)

To access your prior year data submission for this component: [Reported Data](#)

Part C Selection

DUfh'7'fFYg]XYbWY'cZ':]fgh!H]aY'8Y[fYY#7Yfh]z]WUhy!GYY\_]b[ ' l bXYf [ fUX i UhYgk' ]g'cdh]cbU'h\]g'mYUf"

8c'mc i ' k]g\`hc`Wc a d`YhY`DUfh'7'h\]g'mYUf3

=Z'mc i ' gY`YWh`fiMYgfi'z'mc i ' k]'`VY`Y l dYWhYX`hc`Wc a d`YhY'h\Y`DUfh'7'gWfYYbg'

=Z'mc i ' gY`YWh`fiBci'z'mc i ' k]'`g\_]d'DUfh'7"



Yes, I will complete Part C




No, I will not complete Part C







Black or African American						











Part A - Fall Enrollment by Distance Education Status

Part A - Fall Enrollment Summary

:U''9bfc'' aYbi'Gi aUfm

Students enrolled for credit	Total full-time students	Total part-time students	Grand total, all students
<b>AYb</b>			

**Under 18**

Part B - Fall Enrollment by Age and Gender for Full-time Undergraduate Students

9bfc` a Ybh' Ug' cZ' h \Y' ] bgh] h i h] cbfg' cZZ] W] U' ZU'` fYdcfh] b [ ' XU hY' cf' Ug' cZ' CW h cVYf' %) z' & \$%'


5 [Y

: i ``h] aY' I bXYf [ fUX i UhY' Gh i XYbhg

Men

Women

Under 18 Under 18



Part B - Fall Enrollment by Age and Gender for Part-time Undergraduate Students

5 [Y	DUfh!h] a Y' I bXYf [ fUX i Uh' Gh i XYbHg	
	Men	Women
Under 18	30	10
18-19	100	99
20-21	357	350
22-24	1,190	1,274
25-29	875	1,017
30-34	395	446
35-39	202	263
40-49	201	301
50-64	81	167
65 and over	2	6
Age unknown/unreported	0	0
Total part-time undergraduate students (from part A)	3,433	3,933



Part B - Fall Enrollment by Age and Gender for Part-time Graduate Students

5 [Y	DUfh!h] a Y' ; fUX i UhY' Gh i XYbhg	
	Men	Women
Under 18		
18-19		
20-21		
22-24		
25-29		
30-34		
35-39		
40-49		
50-64		
65 and over		
Age unknown/unreported	0	0
Total part-time graduate students (from part A)		

Part C - Screening Question

8]X'Ubm'cZ'mc i f'Z]fgh!h]a Y'XY [ fYY#WYfh]z]WUhY!gYY\_]b [ ' i bXYf [ fUX i UhY'gh i XYbhg'ffYdcfhYX']b'DUfh'5L'Ybfc``k]h\]b'%&  
a cbh\g'cZ' [fUX i Uh]b [ '\] [ \ 'gW\cc``cf'fYWY]j]b [ 'h\Y]f' ; 983

- Yes, we have first-time students who enrolled within 12 months of their high school graduation.
  - No, we do not have any first-time students who enrolled within 12 months of their high school graduation.
- Mc i ' aUm' i gY'h\Y'gdUWY'VY'c k'hc'dfc j]XY'WcbhYIh'Zcf'h\Y'XUhU'mc i i jY'fYdcfhYX'UVc jY"









Total first-time degree/certificate-seeking undergraduates (from Part A)	3,736	3,677
--	-------	-------

Mc i` aUm` igY`h\Y`gdUWY`VY`c k`hc`dfc jjXY`WcbhYlh`Zcf`h\Y`XUhU`mc i ijY`fYdcfhYX`UVc jY"


--

Part D - Total Undergraduate Entering Class

HchU` I bXYf [ fUX i UhY`9bhYf]b [ `7`Uggz` :U``&\$%'	
D1 Total full-time, first-time degree/certificate-seeking <u>undergraduates</u> from Part A (GR <u>cohort</u> )	3,696
D2 Total <u>first-time</u> degree/certificate-seeking undergraduates (full-time + part-time) from Part A	3,736
D3 Total <u>transfer-in</u> degree/certificate-seeking undergraduates (full-time + part-time) from Part A	3,355
D4 Total <u>non-degree/certificate-seeking</u> undergraduates (full-time + part-time) from Part A	724
D5 Of the total non-degree/certificate-seeking undergraduates displayed on line D4, h\Y <b>b i a VYf`h\Uh`UfY`bYk`hc`h\Y`]bgh]i h]cb`]b` : U``&amp;\$%'</b>	523
D6 Total <u>entering students</u> at the undergraduate level <b>BchY</b> . This is calculated as first-time students (line D2) + students transferring to the institution (line D3) + non-degree/certificate-seeking undergraduates entering in Fall 2013 (line D5).	7,614
D7 Percentage of undergraduate entering class represented by your GR <u>cohort</u> (line D1/line D6)	49











Summary

Fall Enrollment Survey Summary  
Four-Year Institutions with Graduate Students

=D98G`Wc`YVWg]a dcfhUbh]bZcfa Uh]cb`fY[ UfX]b[ `mci f`]bgh]ri h]cb"5`XUHJ`fYdcfhYX`]b`=D98G  
gi fj YmVta dcbYbfg`VYWta Y`Uj U]UV`Y`]b`h\Y`=D98G`8UHJ`7YbhYf`UbX`UddYUf`Ug`U[ [ fY[ UhYX`XUHJ  
]b`j Uf]ci g`8YdUfha Ybh`cZ`9Xi W]h]cb`fYdcfhg"5XX]h]cbU`mz`gca Y`cZ`h\Y`fYdcfhYX`XUHJ`UddYUfg  
gdYVWZ]VW`mZcf`mci f`]bgh]ri h]cb`h\fc[ [ \`h\Y`7c`Y[ Y`BUj ]][ Uhc`f`k`YVg]hY`UbX`]g`]bW`XYX`]b`mci f  
]bgh]ri h]cb`8UHJ`:`YYXVUW`F`Ydcfh`fB`F`L`H\Y`di fdcgY`cZ`h\]g`gi a a Ufm]g`hc`dfcj ]XY`mci `Ub  
cddcfh`b]h]mhc`j ]Yk`gca Y`cZ`h\Y`XUHJ`h`Uh`k` \Yb`UWV`dhYX`h\fc[ [ \`h\Y`=D98G`ei U`]hmVt`bhfc`  
dfcW`ggz`k ]`UddYUf`cb`h\Y`7c`Y[ Y`BUj ]][ Uhc`f`k`YVg]hY`UbX`#cf`mci f`8`F`"7c`Y[ Y`BUj ]][ Uhc`f`g  
i dXUH`YX`Uddfc[ ]a UhY`m`h`f`Y`a`cb`h`g`U`Z`h`f`h\Y`XUHJ`Wc`YVW]cb`dYf]cX`WcgYg`UbX`8UHJ`:`YYXVUW`  
F`Ydcfhg`k ]`VY`Uj U]UV`Y`h\fc[ [ \`h\Y`8UHJ`7YbhYf`UbX`gYbh`hc`mci f`]bgh]ri h]cb`79C`]b  
Bcj Ya VYf`&\$%("

D`Y`UgY`fYj ]Yk`mci f`XUHJ`Zcf`UWV`fUWm`=Z`mci `Uj Y`ei Ygh]cbg`UVci h`h\Y`XUHJ`X]gd`UmYX`VY`ck  
UZ`h`f`fYj ]Yk ]b[ \`h\Y`XUHJ`fYdcfhYX`cb`h\Y`gi fj YmgW`YYbgz`d`Y`UgY`Wt`bhUW`h\Y`=D98G`<Y`d`8Yg`\_`Uh  
%d, ++!&&)!&)\*, `cf`]dYXg`Y`d4`fh]"cf["

Student Enrollment

HcHJ`Ybfc`a Ybh7R`W`D`O`H`Q`U`R`O`O`227631157.22` `H`V`N`B`T`1`0`0`5`75`336.g`2`3`('6.08`I`f`57.22` `H`V`N`B`T`1`0`0`5`75`336.g`2`3`('6`2276311`O`H`F`W`0.86667`0578039`0.8`I`f`0491765`r227.24`0491765`r22749.255


.	
DYfWbhcZi bXYf[ fUXi UH'g VmfUW#Yh\ b]Wm	
5a Yf]Wb' bX]Ub'cf' 5' Ug_ U' B UHj] Y	\$i
5g]Ub	* i
6' UW_ 'cf' 5Z]Wb' 5a Yf]Wb	%a
< ]gdUb]W@UH]bc	%- i
B UHj] Y' < Uk U]]Ub'cf' DUWZ]W-g' UbXYf	\$i
K \]hY	) ) i
Hk c'cf' A cfY' F UWg	' i
F UW' UbX' Yh\ b]Wm i b_ bck b	& i
BcbfYg]XYbhU'Yb	( i
.	
DYfWbhcZi bXYf[ fUXi UH' ghi XYbhg VmU[ Y.	
&( 'UbX' i bXYf	+ - i
&) 'UbX' c] Yf	&%a
5[ Y' i b_ bck b	\$i

Undergraduate Retention and Graduation Rate Cohort	
: ]fgh hja Yz' Z' '! hja Y' VUWY'cf'g]gYY_]b[ ' ghi XYbh fYh\ bh]cb fUhY	, - i
: ]fgh hja Yz' dUfH hja Y' VUWY'cf'g]gYY_]b[ ' ghi XYbh fYh\ bh]cb fUhY	( - i
.	
: fUXi Uh]cb' fUhY' V\cfh Ug' dYfWbhcZ hchU' YbhYf]b[ ghi XYbhg	( - i

Graduate Student Characteristics	
DYfWbhcZ [ fUXi UH' ghi XYbhg' k' \c' UfY' Z' a U' Y	* \$i
DYfWbhcZ [ fUXi UH' ghi XYbhg' k' \c' UfY' Z' '! hja Y	) ) i

