Fall Enrollment 2018-19

Institution: University of South Florida-St Petersburg (448840)
User ID: P4488401

Overview

Institution: University of South Florida-St Petersburg (448840)
User ID: P4488401

Part Selection

Institution: University of South Florida-St Petersburg (448840)
User ID: P4488401

Fall Enrollment - CIPCODE Selection

Indicate which of the following fields of study are offered by your institution. Students are to be reported by their major field of study for the categories listed below. Fields for which enrollment was reported for Fall 2016 have already been checked; please make sure all listed fields that are offered by your institution are checked.

Undergraduate and graduate fields

- [x] 13.0000 -- Education
- [ ] 14.0000 -- Engineering
- [x] 26.0000 -- Biological and Biomedical Sciences
- [ ] 27.0000 -- Mathematics
- [ ] 40.0000 -- Physical Sciences
- [x] 52.0000 -- Business, Management, Marketing, and Related Support Services

Graduate-only fields

- [ ] 22.0101 -- Law (LL.B., J.D.)
- [ ] 51.0401 -- Dentistry (D.D.S., D.M.D.)
- [ ] 51.1201 -- Medicine (M.D.)

Institution: University of South Florida-St Petersburg (448840)
User ID: P4488401

Part A - Fall Enrollment for Full-Time Undergraduate Students

Enrollment as of the institution's official fall reporting date or as of October 15, 2018

Institution: University of South Florida-St Petersburg (448840)
User ID: P4488401

Part A - Fall Enrollment by race/ethnicity and gender

Enrollment as of the institution's official fall reporting date or as of October 15, 2018

CIPCODE: 13.0000 -- Education

Full-time undergraduate students

- **Report Hispanic/Latino individuals of any race as Hispanic/Latino**
- **Report race for non-Hispanic/Latino individuals only**

Men

Students enrolled for credit	Degree/certificate-seeking				Non-degree/ non-certificate-seeking	
	First-time	Transfer-in	Continuing/ Returning	Total		

Institution: University of South Florida-St Petersburg (448840)
User ID: P4488401

Part A - Fall Enrollment by race/ethnicity and gender

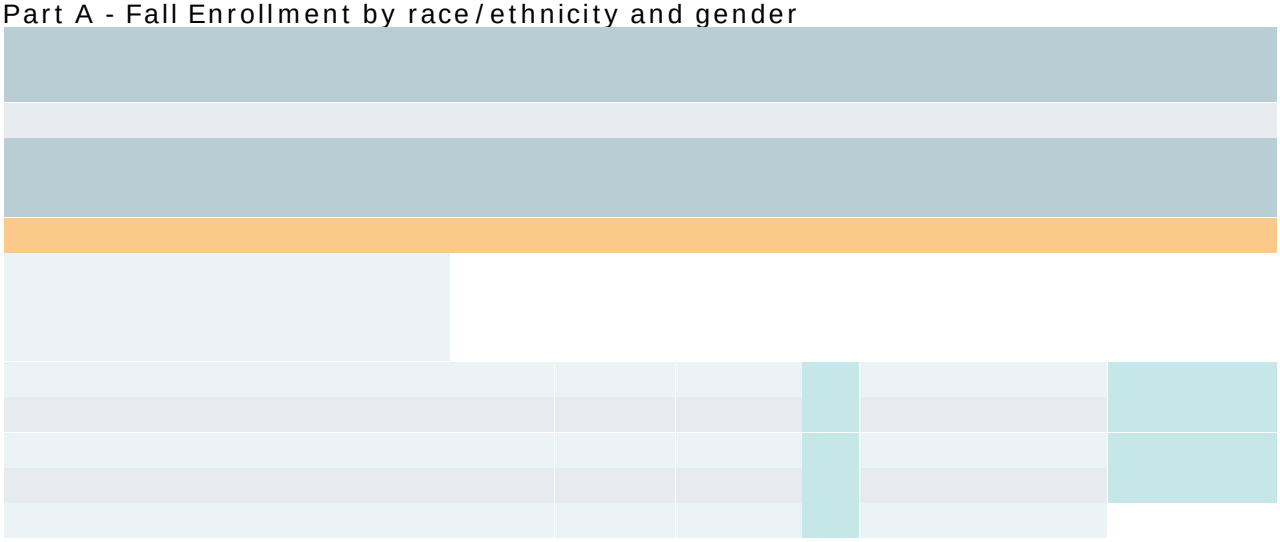

Institution: University of South Florida-St Petersburg (448840)
User ID: P4488401

Part A - Fall Enrollment for Part-time Undergraduate Students

Enrollment as of the institution's official fall reporting date or as of October 15, 2018

Part-time Undergraduate Students

Reporting Reminders:

- **Report Hispanic/Latino individuals of any race as Hispanic/Latino**
- **Report race for non-Hispanic/Latino individuals only**
- **Even though Teacher Preparation certificate programs may require a bachelor's degree for admission, they are considered subbaccalaureate undergraduate programs, and students in these programs are undergraduate students.**

Men

Institution: University of South Florida-St Petersburg (448840)
User ID: P4488401

Part A - Fall Enrollment by race/ethnicity and gender

[redacted]

Degree/certifica				
irst-time	Transfer-in	Continuing/ Returning		
			0	0
			12	12
				0
				3



Institution: University of South Florida-St Petersburg (448840)
User ID: P4488401

Institution: University of South Florida-St Petersburg (448840)
User ID: P4488401

Part A - Fall Enrollment for Graduate Students

Enrollment as of the institution's official fall reporting date or as of October 15, 2018

Graduate Students

Race/Ethnicity Reporting Reminder:

- **Report Hispanic/Latino individuals of any race as Hispanic/Latino**
- **Report race for non-Hispanic/Latino individuals only**

Graduate Student Reporting Reminder:

- **Report all postbaccalaureate degree and certificate students as graduate students, including any doctor's-professional practice students (formerly first-professional)**
- **Even though Teacher Preparation certificate programs may require a bachelor's degree for admission, they are considered subbaccalaureate undergraduate programs, and students in these programs are undergraduate students.**

Men

Enrolled for credit	Total full-time	Total part-time	Total graduate students
Nonresident alien	4		4
Hispanic/Latino	7	22	29
American Indian or Alaska Native	1		1
Asian	3	12	15
Black or African American	3	10	13
Native Hawaiian or Other Pacific Islander			0

Institution: University of South Florida-St Petersburg (448840)
User ID: P4488401

Part A - Fall Enrollment by race/ethnicity and gender

Institution: University of South Florida-St Petersburg (448840)
User ID: P4488401

Part A - Fall Enrollment by race/ethnicity and gender

Enrollment as of the institution's official fall reporting date or as of October 15, 2018

CIPCODE: 26.0000 -- Biological and Biomedical Sciences

Graduate students

- **Report Hispanic/Latino individuals of any race as Hispanic/Latino**
- **Report race for non-Hispanic/Latino individuals only**
- **Report all postbaccalaureate degree and certificate students as graduate students, including any doctor's-professional practice students (formerly first-professional)**

Men

Students enrolled for credit	Total full-time	Total part-time	Total graduate students
Nonresident alien			0
Hispanic/Latino	1		1
American Indian or Alaska Native			0
Asian			0
Black or African American			0
Native Hawaiian or Other Pacific Islander			0
White	5		5
Two or more races			0
Race and ethnicity unknown			

Institution: University of South Florida-St Petersburg (448840)
User ID: P4488401

Part A - Fall Enrollment by race/ethnicity and gender

Enrollment as of the institution's official fall reporting date or as of October 15, 2018

CIPCODE: 52.0000 -- Business, Management, Marketing and Related Support Services

Graduate students

- **Report Hispanic/Latino individuals of any race as Hispanic/Latino**
- **Report race for non-Hispanic/Latino individuals only**
- **Report all postbaccalaureate degree and certificate students as graduate students, including any doctor's-professional practice students (formerly first-professional)**

Men

Students enrolled for credit	Total full-time	Total part-time	Total graduate students
Nonresident alien	2		2
Hispanic/Latino	6	17	23
American Indian or Alaska Native	1		1
Asian	3	11	14
Black or African American	2	6	8
Native Hawaiian or Other Pacific Islander			0
White	13	97	110
Two or more races		3	3
Race and ethnicity unknown		7	7
Total men	27	141	168

Women

Students enrolled for credit	Total full-time	Total part-time	Total graduate students
Nonresident alien	1	2	3
Hispanic/Latino		10	10
American Indian or Alaska Native			0
Asian		10	10
Black or African American	2	8	10
Native Hawaiian or Other Pacific Islander			0
White	12	69	81
Two or more races	1	1	2
Race and ethnicity unknown	1	4	5

Institution: University of South Florida-St Petersburg (448840)
User ID: P4488401

Institution: University of South Florida-St Petersburg (448840)
User ID: P4488401

Part A - Fall Enrollment - Summary by race/ethnicity

Fall enrollment totals			
CIPCODE: 13.0000 -- Education			
Men			
Students enrolled for credit	Total full-time students	Total part-time students	Grand total, all students

Institution: University of South Florida-St Petersburg (448840)
User ID: P4488401

Part A - Fall Enrollment - Summary by race/ethnicity

Fall enrollment totals			
CIPCODE: 26.0000 -- Biological and Biomedical Sciences			
Men			
Students enrolled for credit	Total full-time students	Total part-time students	Grand total, all students
Nonresident alien	2	0	2

Institution: University of South Florida-St Petersburg (448840)
User ID: P4488401

Part A - Fall Enrollment - Summary by race/ethnicity

Fall enrollment totals			
CIPCODE: 52.0000 -- Business, Management, Marketing and Related Support Services			
Men			
Students enrolled for credit	Total full-time students	Total part-time students	Grand total, all students
Nonresident alien	4	3	7
Hispanic/Latino	55	53	108
American Indian or Alaska Native	1	0	1
Asian	20	24	44
Black or African American	23	20	43
Native Hawaiian or Other Pacific Islander	0	0	0
White	257	243	500
Two or more races	13	8	21
Race and ethnicity unknown	10	17	27
Total men	383	368	751
Women			
Students enrolled for credit	Total full-time students	Total part-time students	Grand total, all students

Institution: University of South Florida-St Petersburg (448840)
User ID: P4488401

Part B - Fall Enrollment by Age and Gender for Full-time Undergraduate Students

NOTE: These data are optional this year.	

Institution: University of South Florida-St Petersburg (448840)
User ID: P4488401

Part B - Fall Enrollment by Age and Gender for Part-time Undergraduate Students

NOTE: These data are optional this year.		
[redacted] of the institution's official fall reporting date or as of October 15, 2018		

Institution: University of South Florida-St Petersburg (448840)
User ID: P4488401

Part B - Fall Enrollment by Age and Gender for Full-time Graduate Students

NOTE: These data are optional this year.		
Enrollment as of the institution's official fall reporting date or as of October 15, 2018		
Age	**Full-time Graduate Students**	
	Men	Women
Under 18		
18-19		
20-21	1	1
22-24	14	33
25-29	17	16
30-34	10	10
35-39	2	2
40-49	5	4
50-64	3	2
65 and over		
Age unknown/unreported	0	0
Total full-time graduate students (from part A)	52	68

Institution: University of South Florida-St Petersburg (448840)
User ID: P4488401

Institution: University of South Florida-St Petersburg (448840)
User ID: P4488401

Part C - Screening Question

Did any of your first-time degree/certificate-seeking undergraduate students (reported in Part A) enroll within 12

Institution: University of South Florida-St Petersburg (448840)
User ID: P4488401

Part C - Residence of First-time Undergraduates

Enrollment as of the institution's official fall reporting date or as of October 15, 2018		
Enter **at least one** zero, where applicable, to verify that the screen has not been skipped.		

Institution: University of South Florida-St Petersburg (448840)
User ID: P4488401

Part C - Residence of First-time Undergraduates

Enrollment as of the institution's official fall reporting date or as of October 15, 2018

Enter **at least one** zero, where applicable, to verify that the screen has not been skipped.

State of residence when student was first admitted	FIPS Code	Total first-time degree/certificate-seeking undergraduates (1)	Of students in column 1, those who enrolled **within 12 months** of high school graduation or receiving their GED (2)
South Carolina	45	1	1
South Dakota	46		
Tennessee	47	3	2
Texas	48		
Utah	49		

Institution: University of South Florida-St Petersburg (448840)
User ID: P4488401

Part D - Total Undergraduate Entering Class

Institution: University of South Florida-St Petersburg (448840)
User ID: P4488401

Part E - First-time Bachelor's Cohort Retention Rates (Full-time)



Institution: University of South Florida-St Petersburg (448840)
User ID: P4488401

Part E - First-time Bachelor's Cohort Retention Rates (Part-time)



Institution: University of South Florida-St Petersburg (448840)
User ID: P4488401

Part F - Student-to-Faculty Ratio

Please provide your institution's student-to-faculty ratio (i.e., student-to-instructional staff) for undergraduate programs for Fall 2018. The student-to-faculty ratio and any accompanying context that is provided will be displayed on College Navigator.

Note: Logic in this item is similar to item I-2 from the Common Data Set data collection.

Click here to use a worksheet to help you determine the student-to-faculty ratio

Student-to-faculty ratio	18	to 1
Student-to-faculty ratio prior year	19	to 1

You may use the space below to provide context for the data you've reported above.
These context notes will be posted on the College Navigator website, and should be written to be understood by students and parents.

Institution: University of South Florida-St Petersburg (448840)
User ID: P4488401

Prepared by

The name of the preparer is being collected so that we can follow up with the appropriate person in the event that there are questions concerning the data. The Keyholder will be copied on all email correspondence to other preparers.

The time it took to prepare this component is being collected so that we can continue to improve our estimate of the reporting burden associated with IPEDS. Please include in your estimate the time it took for you to review instructions, query and search data sources, complete and review the component, and submit the data through the Data Collection System.

Thank you for your assistance.

This survey component was prepared by:

○	Keyholder	○	SFA Contact	○	HR Contact
○	Finance Contact	○	Academic Library Contact	◉	Other

Name: Dr.Shabnam Mehra
Email: smehra@usf.edu

How many staff from your institution only were involved in the data collection and reporting process of this survey component?

2.00 Number of Staff (including yourself)

How many hours did you and others from your institution only spend on each of the steps below when responding to this survey component?

Exclude the hours spent collecting data for state and other reporting purposes.

Staff member	Collecting Data Needed	Revising Data to Match IPEDS Requirements	Entering Data	Revising and Locking Data
Your office	10.00 hours	hours	hours	hours

Summary

Fall Enrollment Survey Summary
Four-Year Institutions with Graduate Students

IPEDS collects important information regarding your institution. All data reported in IPEDS survey components become available in the IPEDS Data Center and appear as aggregated data in various Department of Education reports. Additionally, some of the reported data appears specifically for your institution through the College Navigator website and is included in your institution's Data Feedback Report (DFR). The purpose of this summary is to provide you an opportunity to view some of the data that, when accepted through the IPEDS quality control process, will appear on the College Navigator website and/or your DFR. College Navigator is updated approximately three months after the data collection period closes and Data Feedback Reports will be available through the Data Center and sent to your institution's CEO in November 2018.

Please review your data for accuracy. If you have questions about the data displayed below after reviewing the data reported on the survey screens, please contact the IPEDS Help Desk at: 1-877-225-2568 or ipedshelp@rti.org.

Student Enrollment	
Total enrollment	4,727
Undergraduate enrollment	4,153
Undergraduate transfer-in enrollment	576
Graduate enrollment	574
Student-to-faculty ratio	18 to 1

Student Characteristics (All Students)	
Percent of all students who are female	63%
Percent of all students by race/ethnicity:	
American Indian or Alaska Native	0%
Asian	4%
Black or African American	8%
Hispanic/Latino	18%
Native Hawaiian or Pacific Islander	0%
White	63%
Two or More Races	4%
Race and ethnicity unknown	3%
Nonresident alien	1%

Undergraduate Student Characteristics	
Percent of undergraduates who are female	64%
Percent of undergraduates who are full-time	67%
Percent of undergraduates by race/ethnicity:	
American Indian or Alaska Native	0%
Asian	4%
Black or African American	8%
Hispanic/Latino	19%
Native Hawaiian or Pacific Islander	0%
White	62%
Two or More Races	4%
Race and ethnicity unknown	3%
Nonresident alien	1%
Percent of undergraduate students by age:	
24 and under	74%

25 and over	26%
Age unknown	0%

Undergraduate Retention and Graduation Rate Cohort

Edit Report

Fall Enrollment

University of South Florida-St Petersburg (448840)

Source	Description	Severity	Resolved	Options
Screen: Part A - Fall Enrollment by Distance Education Status				
Perform Edits	All undergraduate non-degree/non-certificate-seeking students exclusively enrolled in distance education courses are not expected to be reported under the same location			