









Overall Summary						
Category	Sub-Category	Q1 Performance			Q2 Performance	
		Value 1	Value 2	Value 3	Value 4	Value 5
A	A.1	10	15	20	25	30
		12	18	22	28	32
A	A.2	8	12	16	20	24
		9	13	17	21	25
B	B.1	15	20	25	30	35
		16	21	26	31	36
B	B.2	12	17	22	27	32
		13	18	23	28	33
C	C.1	20	25	30	35	40
		21	26	31	36	41
C	C.2	18	23	28	33	38
		19	24	29	34	39
D	D.1	25	30	35	40	45
		26	31	36	41	46
D	D.2	22	27	32	37	42
		23	28	33	38	43
E	E.1	30	35	40	45	50
		31	36	41	46	51
E	E.2	28	33	38	43	48
		29	34	39	44	49
F	F.1	35	40	45	50	55
		36	41	46	51	56
F	F.2	32	37	42	47	52
		33	38	43	48	53
G	G.1	40	45	50	55	60
		41	46	51	56	61
G	G.2	38	43	48	53	58
		39	44	49	54	59
H	H.1	45	50	55	60	65
		46	51	56	61	66
H	H.2	42	47	52	57	62
		43	48	53	58	63
I	I.1	50	55	60	65	70
		51	56	61	66	71
I	I.2	48	53	58	63	68
		49	54	59	64	69
J	J.1	55	60	65	70	75
		56	61	66	71	76
J	J.2	52	57	62	67	72
		53	58	63	68	73
K	K.1	60	65	70	75	80
		61	66	71	76	81
K	K.2	58	63	68	73	78
		59	64	69	74	79
L	L.1	65	70	75	80	85
		66	71	76	81	86
L	L.2	62	67	72	77	82
		63	68	73	78	83
M	M.1	70	75	80	85	90
		71	76	81	86	91
M	M.2	68	73	78	83	88
		69	74	79	84	89
N	N.1	75	80	85	90	95
		76	81	86	91	96
N	N.2	72	77	82	87	92
		73	78	83	88	93
O	O.1	80	85	90	95	100
		81	86	91	96	101
O	O.2	78	83	88	93	98
		79	84	89	94	99
P	P.1	85	90	95	100	105
		86	91	96	101	106
P	P.2	82	87	92	97	102
		83	88	93	98	103
Q	Q.1	90	95	100	105	110
		91	96	101	106	111
Q	Q.2	88	93	98	103	108
		89	94	99	104	109
R	R.1	95	100	105	110	115
		96	101	106	111	116
R	R.2	92	97	102	107	112
		93	98	103	108	113
S	S.1	100	105	110	115	120
		101	106	111	116	121
S	S.2	98	103	108	113	118
		99	104	109	114	119
T	T.1	105	110	115	120	125
		106	111	116	121	126
T	T.2	102	107	112	117	122
		103	108	113	118	123
U	U.1	110	115	120	125	130
		111	116	121	126	131
U	U.2	108	113	118	123	128
		109	114	119	124	129
V	V.1	115	120	125	130	135
		116	121	126	131	136
V	V.2	112	117	122	127	132
		113	118	123	128	133
W	W.1	120	125	130	135	140
		121	126	131	136	141
W	W.2	118	123	128	133	138
		119	124	129	134	139
X	X.1	125	130	135	140	145
		126	131	136	141	146
X	X.2	122	127	132	137	142
		123	128	133	138	143
Y	Y.1	130	135	140	145	150
		131	136	141	146	151
Y	Y.2	128	133	138	143	148
		129	134	139	144	149
Z	Z.1	135	140	145	150	155
		136	141	146	151	156
Z	Z.2	132	137	142	147	152
		133	138	143	148	153













**Outcome Measures**

**University of South Florida-St Petersburg (448840)**

There are no errors for the selected survey and institution.