

## Overview

## &lt; i a Ub' FYgc i fWYg' C jYf jYk

Welcome to the IPEDS Human Resources (HR) survey component. The HR component collects important information about your institution's staff.

## 8UhU' FYdcfh]b[ 'FY a ]bXYfg



- Report each employee only once. If an employee could be coded in more than one occupation, code the employee in the occupation that requires the highest level of skill OR if there is no measurable difference in skill requirements, code the employee in the occupation in which they spend the most time.
- Report staff members difficult to categorize in the "Human Resources Survey Evaluation" box at the end of the survey.
- Enter data on each displayed screen. If a screen is not applicable, enter at least one zero in a field on the screen and save before continuing.
- When reporting salary data (applicable to degree-granting institutions only) include all full-time, non-medical school, instructional staff - both with and without faculty status.

See the instructions for the ?Ym' FYdcfh]b[ '7cbWYdhg section -- basic reporting concepts that will assist you in completing the Human Resources survey component.

## FYgc i fWYg.

- To download the survey materials for this component: [Survey Materials](#)
- All staff must now be reported using the new IPEDS occupational categories, which align with the 2010 Standard Occupational Classification (SOC) codes. Additional information and resources can be found in the [IPEDS HR/SOC Information Center](#), including general information about the SOC, the IPEDS/SOC crosswalk, a SOC Browse Tool, frequently asked questions, and web tutorials.

If you have questions about completing this survey, please contact the -D98G' <Y' d' 8Yg\_ 'Uh' %! , ++!&& )!& ) \* , .



Header row 1

Header row 2

Orange separator row

Table row 1

Table row 2

Table row 3

Table row 4

Table row 5

Table row 6

Table row 7

Table row 8

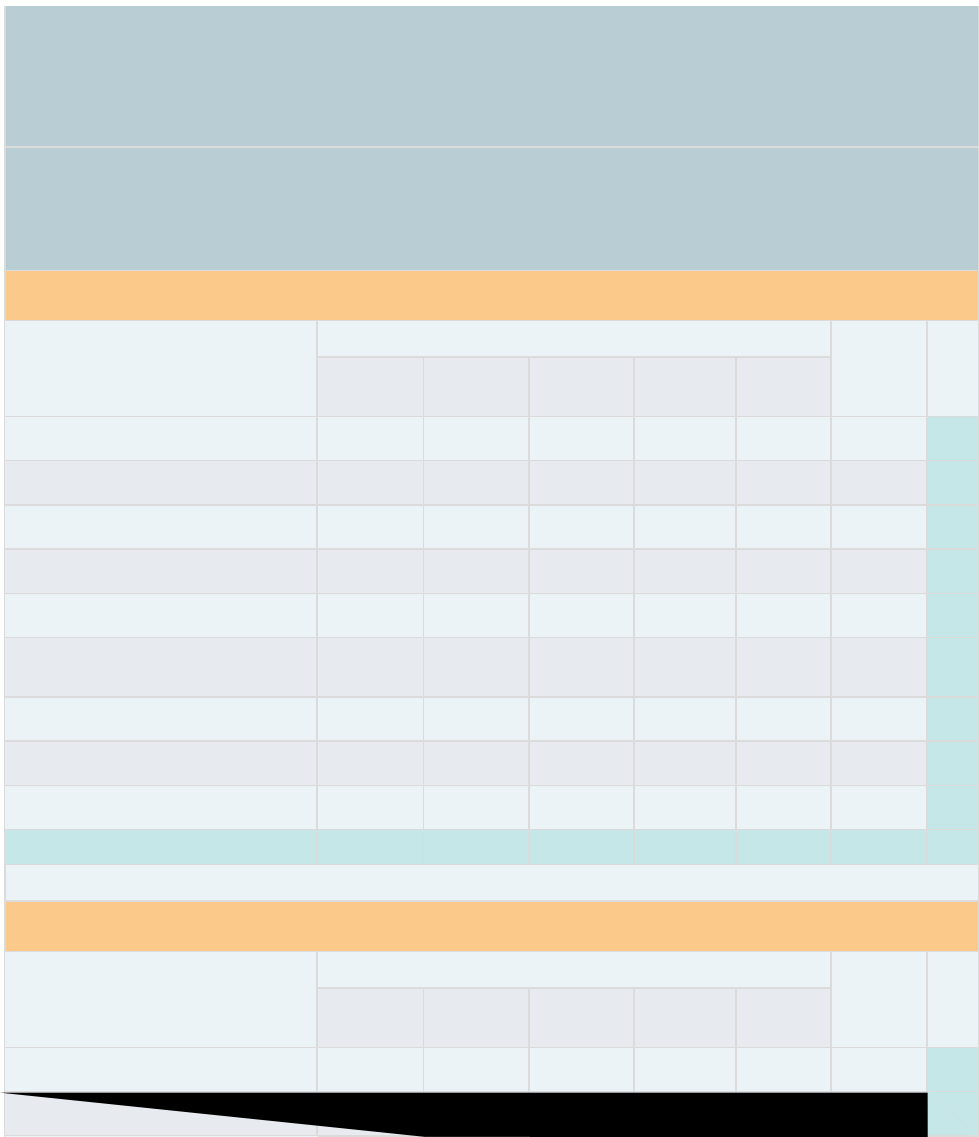
Table row 9

Table row 10

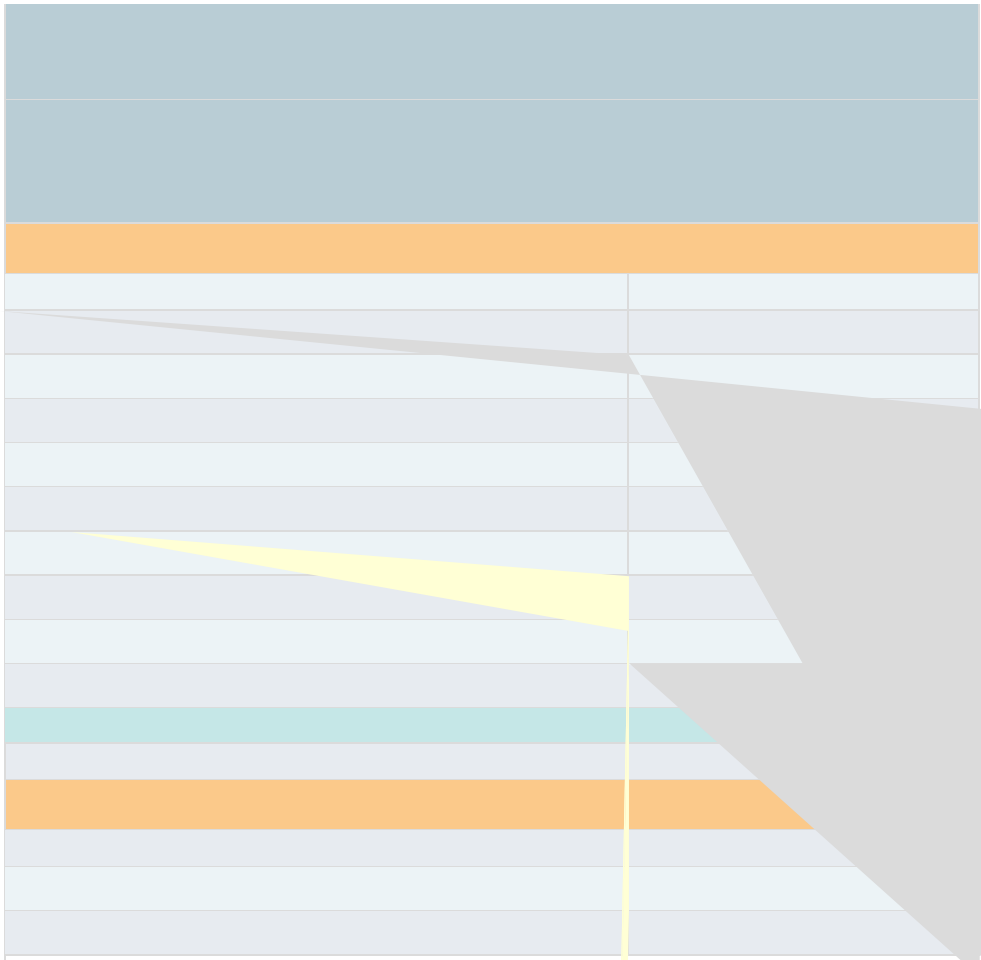
Large footer block






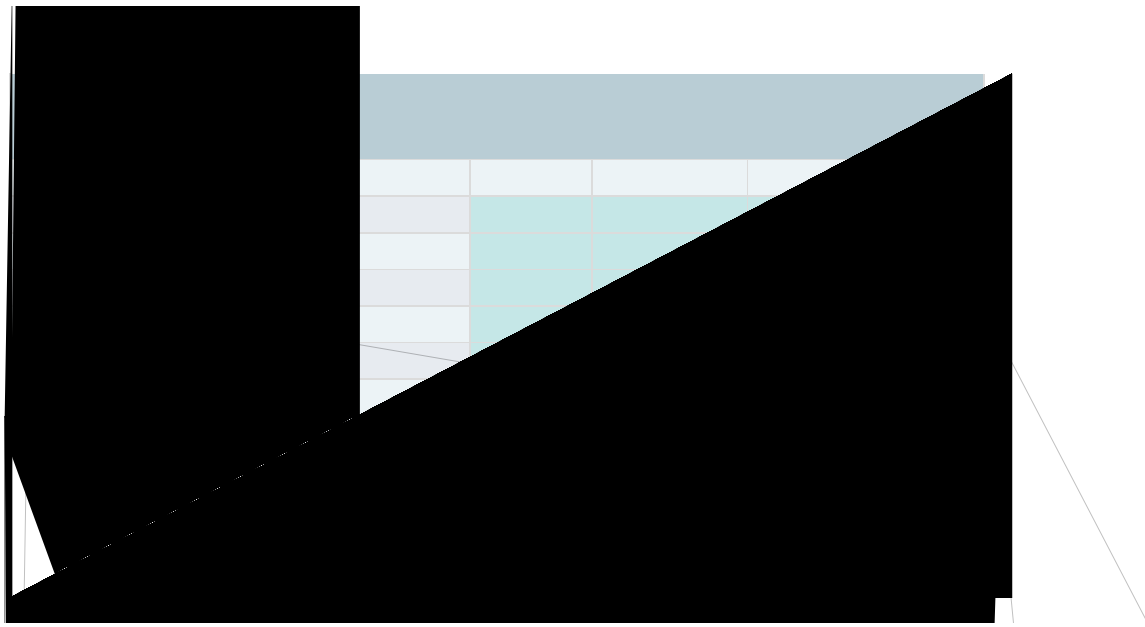



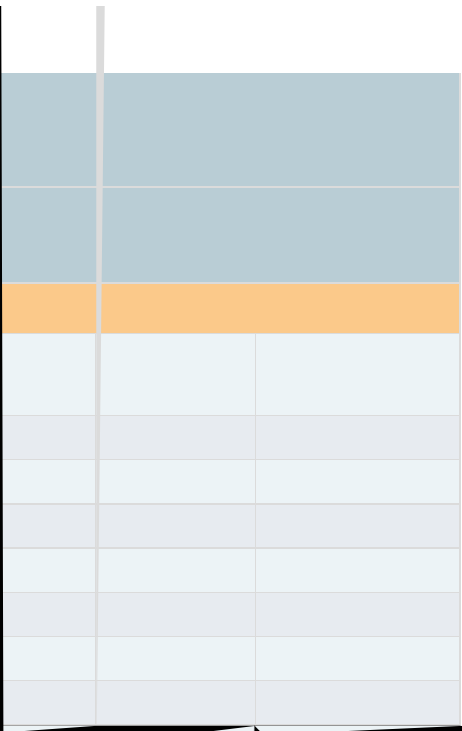






A vertical yellow line extending downwards from the grid.








Blue				
Blue				
Orange				
Light Blue	Light Grey	Light Blue	Light Grey	Light Blue
Light Grey	Light Blue	Light Grey	Light Blue	Light Grey
Light Blue	Light Grey	Light Blue	Light Grey	Light Blue
Light Grey	Light Blue	Light Grey	Light Blue	Light Grey
Light Blue	Light Grey	Light Blue	Light Grey	Light Blue
Light Grey	Light Blue	Light Grey	Light Blue	Light Grey
Light Blue	Light Grey	Light Blue	Light Grey	Light Blue
Light Grey	Light Blue	Light Grey	Light Blue	Light Grey
Teal				
Orange				
Light Grey	Light Blue	Light Grey	Light Blue	Light Grey
Light Blue	Light Grey	Light Blue	Light Grey	Light Blue
Light Grey	Light Blue	Light Grey	Light Blue	Light Grey
Light Blue	Light Grey	Light Blue	Light Grey	Light Blue
Light Grey	Light Blue	Light Grey	Light Blue	Light Grey
Light Blue	Light Grey	Light Blue	Light Grey	Light Blue
Light Grey	Light Blue	Light Grey	Light Blue	Light Grey
Light Blue	Light Grey	Light Blue	Light Grey	Light Blue
Light Grey	Light Blue	Light Grey	Light Blue	Light Grey





--	--	--	--	--	--

--	--	--	--	--	--


--	--	--	--	--	--

--	--	--	--	--	--

--	--	--	--	--	--

--

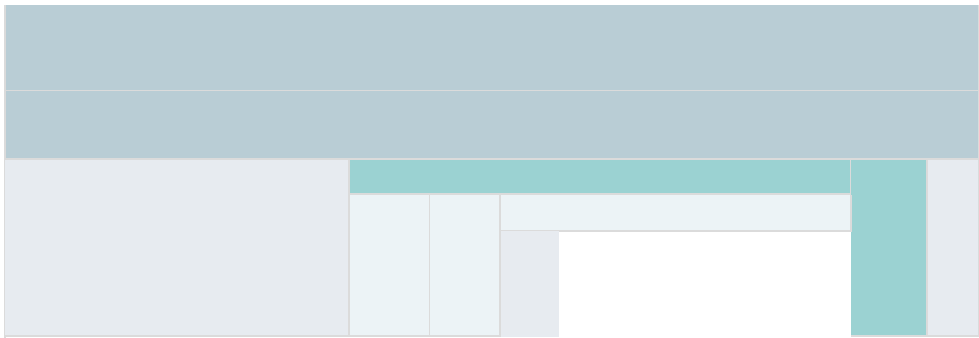
Total from prior year	'' (	'' ,	%(	' (&	&
-----------------------	------	------	----	------	---




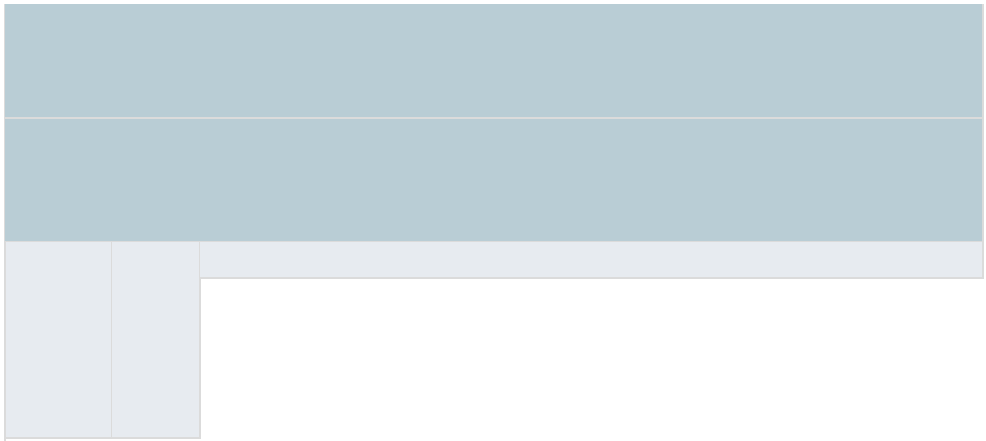


Total from prior year	(-	..	***	&&	'&	' (*%
-----------------------	----	----	-----	----	----	-------












Part G4 - Salary Outlays for Non-instructional Staff


GU'Ufm' C ih'Umg' zcf' : i''lh]aY'Bcb]bghf i Wh]cbU'`GhUZ 5bb i U'`GU'Ufm' C ih'Umgz' &\$%+!%,		
Occupational category	Number of full-time staff (carried forward from the Part B - FT, non-instructional staff screens)	Total annual salary outlays
<u>Research staff</u>	2	138,543
<u>Public Service staff</u>	0	0
<u>Library and Student and Academic Affairs and Other Education Services Occupations</u> 25-4000 + 25-2000 + 25-3000 + 25-9000	64	3,381,628
<u>Management Occupations</u> 11-0000	35	4,907,440
<u>Business and Financial Operations Occupations</u> 13-0000	41	2,507,776
<u>Computer, Engineering, and Science Occupations</u> 15-0000 + 17-0000 + 19-0000	16	1,004,339
<u>Community, Social Service, Legal, Arts, Design, Entertainment, Sports, and Media Occupations</u> 21-0000 + 23-0000 + 27-0000	45	2,408,602
<u>Healthcare Practitioners and Technical Occupations</u> 29-0000	3	141,827
<u>Service Occupations</u> 31-0000 + 33-0000 + 35-0000 + 37-0000 + 39-0000	48	1,561,365
<u>Sales and Related Occupations</u> 41-0000	0	0
<u>Office and Administrative Support Occupations</u> 43-0000	69	2,499,787
<u>Natural Resources, Construction, and Maintenance Occupations</u> 45-0000 + 47-0000 + 49-0000	22	857,542
<u>Production, Transportation, and Material Moving Occupations</u> 51-0000 + 53-0000	1	28,666










Section 1: Initial Data					
Sub-section 1.1: Overview					
Sub-section 1.2: Detailed Metrics					
1.1.1	1.1.2	1.1.3	1.1.4	1.1.5	1.1.6
1.2.1	1.2.2	1.2.3	1.2.4	1.2.5	1.2.6
1.3.1	1.3.2	1.3.3	1.3.4	1.3.5	1.3.6
1.4.1	1.4.2	1.4.3	1.4.4	1.4.5	1.4.6
1.5.1	1.5.2	1.5.3	1.5.4	1.5.5	1.5.6
1.6.1	1.6.2	1.6.3	1.6.4	1.6.5	1.6.6
1.7.1	1.7.2	1.7.3	1.7.4	1.7.5	1.7.6
1.8.1	1.8.2	1.8.3	1.8.4	1.8.5	1.8.6
1.9.1	1.9.2	1.9.3	1.9.4	1.9.5	1.9.6
1.10.1	1.10.2	1.10.3	1.10.4	1.10.5	1.10.6
1.11.1	1.11.2	1.11.3	1.11.4	1.11.5	1.11.6
1.12.1	1.12.2	1.12.3	1.12.4	1.12.5	1.12.6
1.13.1	1.13.2	1.13.3	1.13.4	1.13.5	1.13.6
1.14.1	1.14.2	1.14.3	1.14.4	1.14.5	1.14.6
1.15.1	1.15.2	1.15.3	1.15.4	1.15.5	1.15.6
1.16.1	1.16.2	1.16.3	1.16.4	1.16.5	1.16.6
1.17.1	1.17.2	1.17.3	1.17.4	1.17.5	1.17.6
1.18.1	1.18.2	1.18.3	1.18.4	1.18.5	1.18.6
1.19.1	1.19.2	1.19.3	1.19.4	1.19.5	1.19.6
1.20.1	1.20.2	1.20.3	1.20.4	1.20.5	1.20.6
1.21.1	1.21.2	1.21.3	1.21.4	1.21.5	1.21.6
1.22.1	1.22.2	1.22.3	1.22.4	1.22.5	1.22.6
1.23.1	1.23.2	1.23.3	1.23.4	1.23.5	1.23.6
1.24.1	1.24.2	1.24.3	1.24.4	1.24.5	1.24.6
1.25.1	1.25.2	1.25.3	1.25.4	1.25.5	1.25.6
1.26.1	1.26.2	1.26.3	1.26.4	1.26.5	1.26.6
1.27.1	1.27.2	1.27.3	1.27.4	1.27.5	1.27.6
1.28.1	1.28.2	1.28.3	1.28.4	1.28.5	1.28.6
1.29.1	1.29.2	1.29.3	1.29.4	1.29.5	1.29.6
1.30.1	1.30.2	1.30.3	1.30.4	1.30.5	1.30.6
1.31.1	1.31.2	1.31.3	1.31.4	1.31.5	1.31.6
1.32.1	1.32.2	1.32.3	1.32.4	1.32.5	1.32.6
1.33.1	1.33.2	1.33.3	1.33.4	1.33.5	1.33.6
1.34.1	1.34.2	1.34.3	1.34.4	1.34.5	1.34.6
1.35.1	1.35.2	1.35.3	1.35.4	1.35.5	1.35.6
1.36.1	1.36.2	1.36.3	1.36.4	1.36.5	1.36.6
1.37.1	1.37.2	1.37.3	1.37.4	1.37.5	1.37.6
1.38.1	1.38.2	1.38.3	1.38.4	1.38.5	1.38.6
1.39.1	1.39.2	1.39.3	1.39.4	1.39.5	1.39.6
1.40.1	1.40.2	1.40.3	1.40.4	1.40.5	1.40.6
1.41.1	1.41.2	1.41.3	1.41.4	1.41.5	1.41.6
1.42.1	1.42.2	1.42.3	1.42.4	1.42.5	1.42.6
1.43.1	1.43.2	1.43.3	1.43.4	1.43.5	1.43.6
1.44.1	1.44.2	1.44.3	1.44.4	1.44.5	1.44.6
1.45.1	1.45.2	1.45.3	1.45.4	1.45.5	1.45.6
1.46.1	1.46.2	1.46.3	1.46.4	1.46.5	1.46.6
1.47.1	1.47.2	1.47.3	1.47.4	1.47.5	1.47.6
1.48.1	1.48.2	1.48.3	1.48.4	1.48.5	1.48.6
1.49.1	1.49.2	1.49.3	1.49.4	1.49.5	1.49.6
1.50.1	1.50.2	1.50.3	1.50.4	1.50.5	1.50.6
1.51.1	1.51.2	1.51.3	1.51.4	1.51.5	1.51.6
1.52.1	1.52.2	1.52.3	1.52.4	1.52.5	1.52.6
1.53.1	1.53.2	1.53.3	1.53.4	1.53.5	1.53.6
1.54.1	1.54.2	1.54.3	1.54.4	1.54.5	1.54.6
1.55.1	1.55.2	1.55.3	1.55.4	1.55.5	1.55.6
1.56.1	1.56.2	1.56.3	1.56.4	1.56.5	1.56.6
1.57.1	1.57.2	1.57.3	1.57.4	1.57.5	1.57.6
1.58.1	1.58.2	1.58.3	1.58.4	1.58.5	1.58.6
1.59.1	1.59.2	1.59.3	1.59.4	1.59.5	1.59.6
1.60.1	1.60.2	1.60.3	1.60.4	1.60.5	1.60.6
1.61.1	1.61.2	1.61.3	1.61.4	1.61.5	1.61.6
1.62.1	1.62.2	1.62.3	1.62.4	1.62.5	1.62.6
1.63.1	1.63.2	1.63.3	1.63.4	1.63.5	1.63.6
1.64.1	1.64.2	1.64.3	1.64.4	1.64.5	1.64.6
1.65.1	1.65.2	1.65.3	1.65.4	1.65.5	1.65.6
1.66.1	1.66.2	1.66.3	1.66.4	1.66.5	1.66.6
1.67.1	1.67.2	1.67.3	1.67.4	1.67.5	1.67.6
1.68.1	1.68.2	1.68.3	1.68.4	1.68.5	1.68.6
1.69.1	1.69.2	1.69.3	1.69.4	1.69.5	1.69.6
1.70.1	1.70.2	1.70.3	1.70.4	1.70.5	1.70.6
1.71.1	1.71.2	1.71.3	1.71.4	1.71.5	1.71.6
1.72.1	1.72.2	1.72.3	1.72.4	1.72.5	1.72.6
1.73.1	1.73.2	1.73.3	1.73.4	1.73.5	1.73.6
1.74.1	1.74.2	1.74.3	1.74.4	1.74.5	1.74.6
1.75.1	1.75.2	1.75.3	1.75.4	1.75.5	1.75.6
1.76.1	1.76.2	1.76.3	1.76.4	1.76.5	1.76.6
1.77.1	1.77.2	1.77.3	1.77.4	1.77.5	1.77.6
1.78.1	1.78.2	1.78.3	1.78.4	1.78.5	1.78.6
1.79.1	1.79.2	1.79.3	1.79.4	1.79.5	1.79.6
1.80.1	1.80.2	1.80.3	1.80.4	1.80.5	1.80.6
1.81.1	1.81.2	1.81.3	1.81.4	1.81.5	1.81.6
1.82.1	1.82.2	1.82.3	1.82.4	1.82.5	1.82.6
1.83.1	1.83.2	1.83.3	1.83.4	1.83.5	1.83.6
1.84.1	1.84.2	1.84.3	1.84.4	1.84.5	1.84.6
1.85.1	1.85.2	1.85.3	1.85.4	1.85.5	1.85.6
1.86.1	1.86.2	1.86.3	1.86.4	1.86.5	1.86.6
1.87.1	1.87.2	1.87.3	1.87.4	1.87.5	1.87.6
1.88.1	1.88.2	1.88.3	1.88.4	1.88.5	1.88.6
1.89.1	1.89.2	1.89.3	1.89.4	1.89.5	1.89.6
1.90.1	1.90.2	1.90.3	1.90.4	1.90.5	1.90.6
1.91.1	1.91.2	1.91.3	1.91.4	1.91.5	1.91.6
1.92.1	1.92.2	1.92.3	1.92.4	1.92.5	1.92.6
1.93.1	1.93.2	1.93.3	1.93.4	1.93.5	1.93.6
1.94.1	1.94.2	1.94.3	1.94.4	1.94.5	1.94.6
1.95.1	1.95.2	1.95.3	1.95.4	1.95.5	1.95.6
1.96.1	1.96.2	1.96.3	1.96.4	1.96.5	1.96.6
1.97.1	1.97.2	1.97.3	1.97.4	1.97.5	1.97.6
1.98.1	1.98.2	1.98.3	1.98.4	1.98.5	1.98.6
1.99.1	1.99.2	1.99.3	1.99.4	1.99.5	1.99.6
1.100.1	1.100.2	1.100.3	1.100.4	1.100.5	1.100.6



















The table consists of several distinct sections:

- Header Section:** Located at the top, it features a solid blue-grey background.
- Section 1:** A table with a teal header row, a light blue header row, and multiple rows of light blue and grey data cells. It is bordered by a teal bar on the right.
- Section 2:** A table with a light blue header row, a grey header row, and multiple rows of light blue and grey data cells. It is bordered by a teal bar on the right.
- Section 3:** A table with a teal header row, a light blue header row, and multiple rows of light blue and grey data cells. It is bordered by a teal bar on the right.

The table is visually divided into three main horizontal sections by an orange bar, which serves as a major section separator. The data rows within each section use a light blue and grey color scheme, while the headers and side borders use teal and light blue colors.

Institution: South Florida-St Petersburg (44)  
Part-time Staff by Occupation  
Bia VYf cZ BYk m's  
<]fYX'zi`lh]aY'VYhkyYb'BcjY  
c ]bX]j]Xi U'g'cZ'Ubm'fUWY'Ug'<  
gdUb]W#@Uh]bc']bX]j]Xi U'g'cb

	Public Service staff	Library and Student and Academic Affairs and Other Education Services Occupations 25-4000 + 25-2000 + 25-3000 + 25-9000
Non-Hispanic	0	0
Hispanic	0	1
American Indian or Alaska Native	1	0
Asian	0	0
Black or African American	0	0
Native Hawaiian or Other Pacific Islander		
Other		

Part H - New Hires, Full-time Staff by Occupational Category

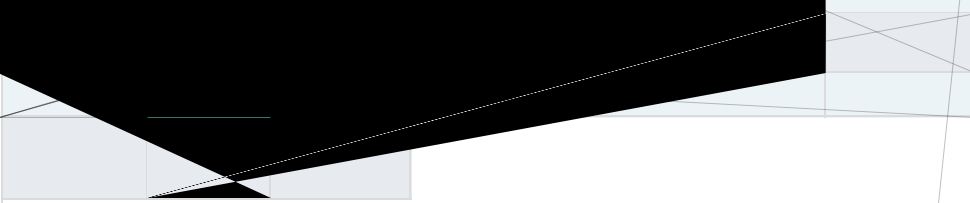
**B i a VYf' cZ' BYk'm' <[fYX' : i`!h] a Y' GhUZ**

f<]fYX' Zi`!h] a Y' VYh kYyb' Bc j Y a VYf' %z' &\$%\* ' ! CWhcVYf' \* %z' &\$%+L

- FYdcfh' <]gdUb]W#@Uh]bc` ]bX]j]j]Xi U' g' cZ' Ubm' fUWY' Ug' <]gdUb]W#@Uh]bc
- FYdcfh' fUWY' Zcf' bcb! <]gdUb]W#@Uh]bc` ]bX]j]j]Xi U' g' cb' m

**AYb**

Race/ethnicity	<u>Management Occupations</u> 11-0000	<u>Business and Financial Operations Occupations</u> 13-0000	<u>Computer, Engineering, and Science Occupations</u> 15-0000 + 17-0000 + 19-0000	<u>Community, Social Service, Legal, Arts, Design, Entertainment, Sports, and Media Occupations</u> 21-0000 + 23-0000 + 27-0000	<u>Healthcare Practitioners and Technical Occupations</u>
----------------	--	---	--	--	---





Human Resources Survey Evaluation

KYfY'Ubm'ghUZZ' a Ya VYfg'XjZjWi`h'hc`WUhY [ cf]nY3 -Z'gcž d'YUgY'YId'U]b]b'h\Y'VcI'VY'c k'

[Redacted]						
[Redacted]						
[Redacted]						
[Redacted]						
[Redacted]						
[Redacted]	[Redacted]	[Redacted]	[Redacted]	[Redacted]	[Redacted]	[Redacted]

[Redacted]

[Redacted]

Summary

### Human Resources Component Summary

IPEDS collects important information regarding your institution. All data reported in IPEDS survey components become available in the IPEDS Data Center and appear as aggregated data in various Department of Education reports. Additionally, some of the reported data appears specifically for your institution through the College Navigator website and is included in your

All Ranks	1			131	132	1,191	\$10,953,347	\$9,197
Professor				31	31	279	\$3,802,804	\$13,630
Associate professor	1			37	38	345	\$3,391,991	\$9,832
Assistant professor				30	30	270	\$1,756,418	\$6,505
Instructor				33	33	297	\$2,002,134	\$6,741
Lecturer								
No academic rank								

NOTE: The above data are based on the Salary Outlays part of the IPEDS HR component. The Weighted average monthly salaries of full-time instructional staff by academic rank are calculated by adding the salary outlays reported for Men plus Women by academic rank, then dividing the sum by the "Total Number of Months" for Men plus Women by academic rank. Salaries of full-time instructional staff paid less than 9 months per year are not collected. Also, salaries of medical school staff are not collected. The weighted average monthly salaries may be included in the DFR.



