

Institution: University of South Florida-Sarasota-Manatee
(451671)

User ID: P4516713

Completions Overview

Welcome to the IPEDS Completions survey component. The Completions component is one of several IPEDS components that is conducted during the Fall data collection period. It collects the number of degrees and certificates awarded by field of study, level of award, race/ethnicity, and gender. The reporting period for the Completions

The CompletioM number of degrees and cO2 be ompletbifesnes aJrl /ethnd cpd vpluinga D

CIPCODE														
---------	--	--	--	--	--	--	--	--	--	--	--	--	--	--

Completers by Level

Institutions must report the number of students who earned an award by level. This screen will be shown for each of the following consolidated award levels for which there is a reported completion:

- Postsecondary awards, certificates, or diplomas of less than 1 academic year
 - Less than 900 contact or clock hours, or
 - Less than 30 SEMESTER or TRIMESTER credit hours, or
 - Less than 45 QUARTER credit hours
- Postsecondary awards, certificates, or diplomas of at least 1 but less than 4 academic years
 - 900 or more contact or clock hours, or
 - 30 or more SEMESTER or TRIMESTER credit hours, or
 - 45 or more QUARTER credit hours
- Associate's degrees
- Bachelor's degrees
- Master's degrees
- Doctor's degrees
- Postbaccalaureate and post-master's certificates

Associate's degrees

Number of students by gender, by race and ethnicity, and by age earning this award between July 1, 2017 and June 30, 2018. Each student should be counted once per award level. For example, if a student earned a master's degree and a doctor's degree, he/she should be counted once in master's and once in doctor's. A student earning two master's degrees should be counted only once.

- Report Hispanic/Latino individuals of any race as Hispanic/Latino
- Report race for non-Hispanic/Latino individuals only


	Number of Students	Total Awards
By Gender		
Men	<input type="text" value="4"/>	4
Women	<input type="text" value="4"/>	4
TOTAL	8	8
PY TOTAL	7	

By Race/Ethnicity



<u>Nonresident alien</u>	<input type="text" value=""/>	0
<u>Hispanic/Latino</u>	<input type="text" value=""/>	0
<u>American Indian or Alaska Native</u>	<input type="text" value=""/>	0

Completers by Level

Institutions must report the number of students who earned an award by level. This screen will be shown for each of the following consolidated award levels for which there is a reported completion:



--	--	--





--	--	--

--	--	--

--	--	--


--	--	--



--	--	--

--	--	--

--	--	--



<u>Asian</u>	<input type="text" value="7"/>	7
<u>Black or African American</u>	<input type="text" value="6"/>	6
<u>Native Hawaiian or Other Pacific Islander</u>	<input type="text" value="0"/>	0
<u>White</u>	<input type="text" value="44"/>	44
Two or more races	<input type="text" value="2"/>	2
<u>Race and ethnicity unknown</u>	<input type="text" value="1"/>	1
TOTAL	69	69

By Age

By Age		
Under 18	<input type="text" value="0"/>	
18-24	<input type="text" value="2"/>	
25-39	<input type="text" value="47"/>	
40 and Above	<input type="text" value="20"/>	
Age Unknown	<input type="text" value="0"/>	
TOTAL	69	69

Summary

IPEDS collects important information regarding your institution. All data reported in IPEDS survey components become available in the IPEDS Data Center and appear as aggregated data in various Department of Education reports. Additionally, some of the reported data appears specifically for your institution through the College Navigator website and is included in your institution's Data Feedback Report (DFR). The purpose of this summary is to provide you an opportunity to view some of the data that, when accepted through the IPEDS quality control process, will appear on the College Navigator website and/or your DFR. College Navigator is updated approximately three months after the data collection period closes and Data Feedback Reports will be available through the [Data Center](#) and sent to your institution's CEO in November 2018.

Please review your data for accuracy. If you have questions about the data displayed below after reviewing the data reported on the survey screens, please contact the IPEDS Help Desk at: 1-877-225-2568 or ipedshelp@rti.org.

Summary of Completions Data

Award Level	Number of Completions	
	1st major	2nd major
<u>Associate's degree</u>	8	0
<u>Bachelors degree or equivalent</u>	488	4
<u>Master's degree</u>	69	M

Completions

University of South Florida-Sarasota-Manatee (451671)

There are no errors for the selected survey and institution.