



Overview

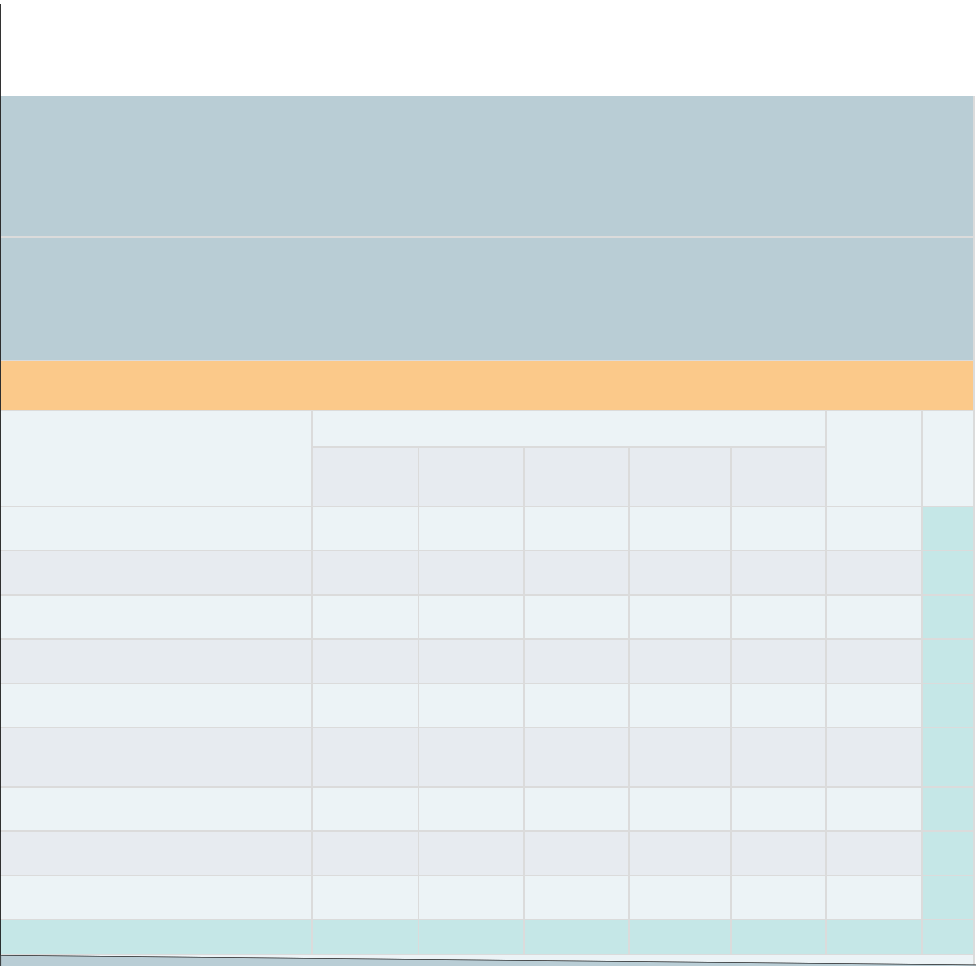
Human Resources Overview

Welcome to the IPEDS Human Resources (HR) survey component. The HR component collects important information about your institution's staff.


Data Reporting Reminders

- Report each employee only once. If an employee could be coded in more than one occupation, code the employee in the occupation that requires the highest level of skill OR if there is no measurable difference in skill requirements, code the employee in the occupation in which they spend the most time.
-





[Redacted]							
[Redacted]							
[Redacted]							
[Redacted]							
[Redacted]		[Redacted]				[Redacted]	[Redacted]
[Redacted]		[Redacted]	[Redacted]	[Redacted]	[Redacted]	[Redacted]	[Redacted]
[Redacted]		[Redacted]					



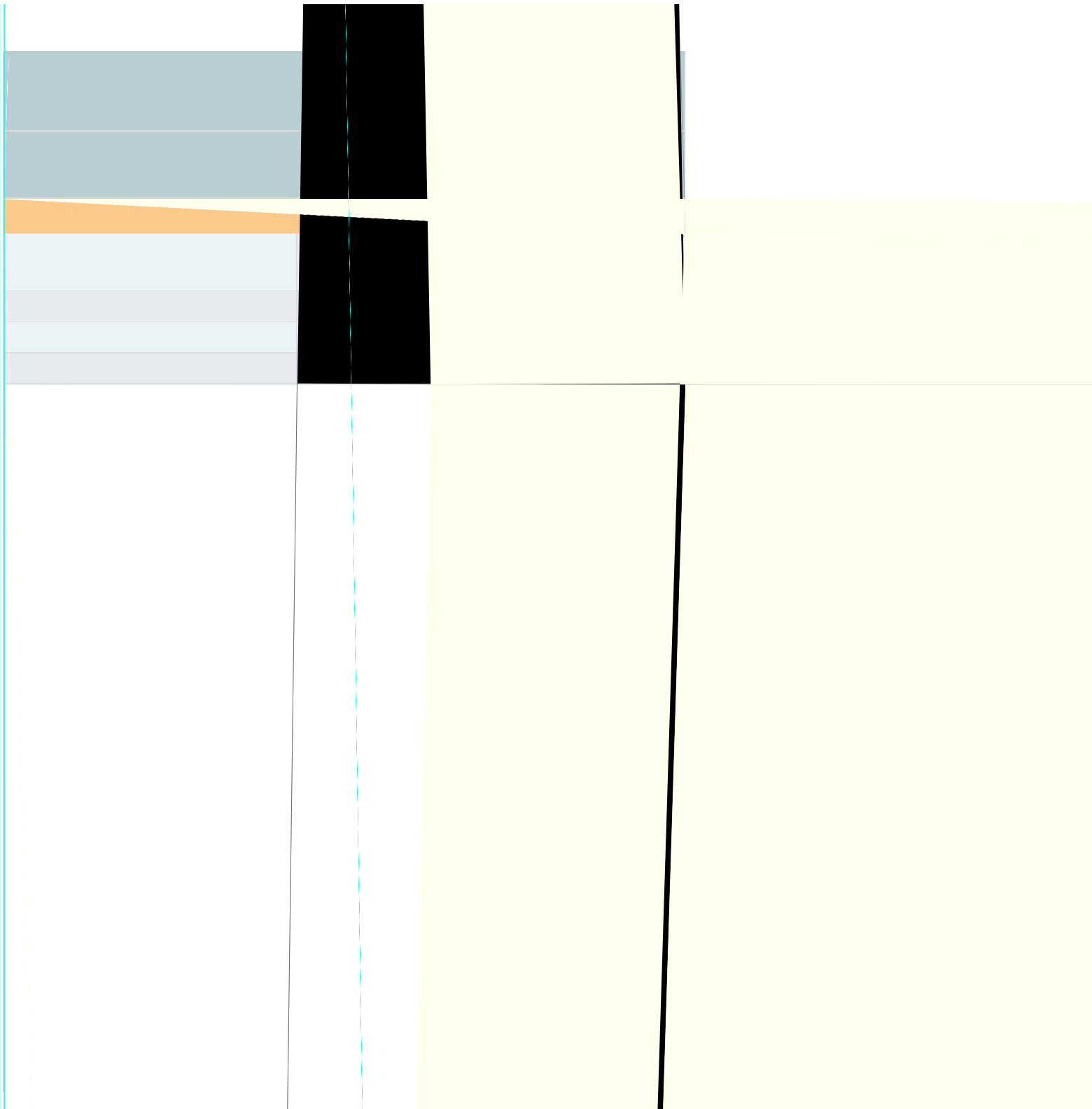
Part A1 - Full-time Instructional Staff - Without Faculty Status


**Number of Full-time Instructional Staff
Without Faculty Status
As of November 1, 2017**


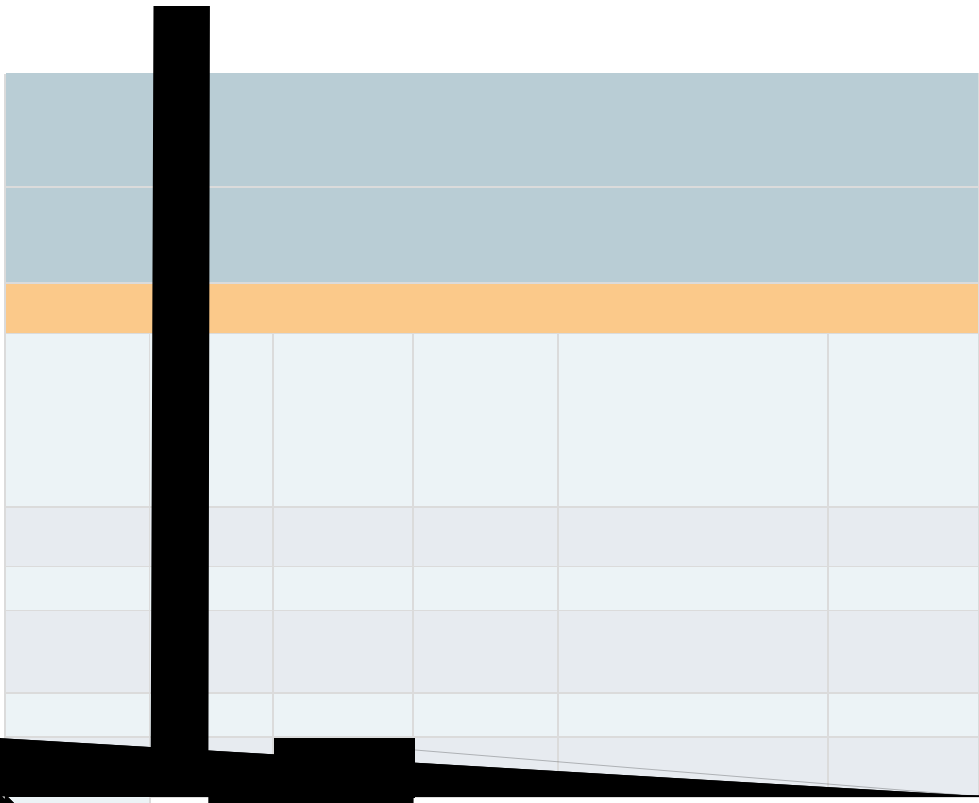
- Report Hispanic/Latino individuals of any race as Hispanic/Latino
- Report race for non-Hispanic/Latino individuals only
- Include both Primarily Instruction and Instruction Combined with Research and/or Public Service



Men	
Race/ethnicity	Without Faculty Status
<u>Nonresident alien</u>	<input type="text" value="0"/>
<u>Hispanic/Latino</u>	<input type="text" value="0"/>
<u>American Indian or Alaska Native</u>	<input type="text" value="0"/>
<u>Asian</u>	<input type="text" value="0"/>
<u>Black or African American</u>	<input type="text" value="0"/>
<u>Native Hawaiian or Other Pacific Islander</u>	<input type="text" value="0"/>
<u>White</u>	<input type="text" value="0"/>
Two or more races	<input type="text" value="0"/>
<u>Race and ethnicity unknown</u>	<input type="text" value="0"/>
Total men	0
Women	
Race/ethnicity	Without Faculty Status
Nonresident alien	<input type="text" value="0"/>
Hispanic/Latino	<input type="text" value="0"/>
American Indian or Alaska Native	<input type="text" value="0"/>
Asian	<input type="text" value="0"/>
Black or African American	<input type="text" value="0"/>
Native Hawaiian or Other Pacific Islander	<input type="text" value="0"/>
White	<input type="text" value="0"/>
Two or more races	<input type="text" value="0"/>
Race and ethnicity unknown	<input type="text" value="0"/>
Total women	0
Total (men+women)	0
Total from prior year	



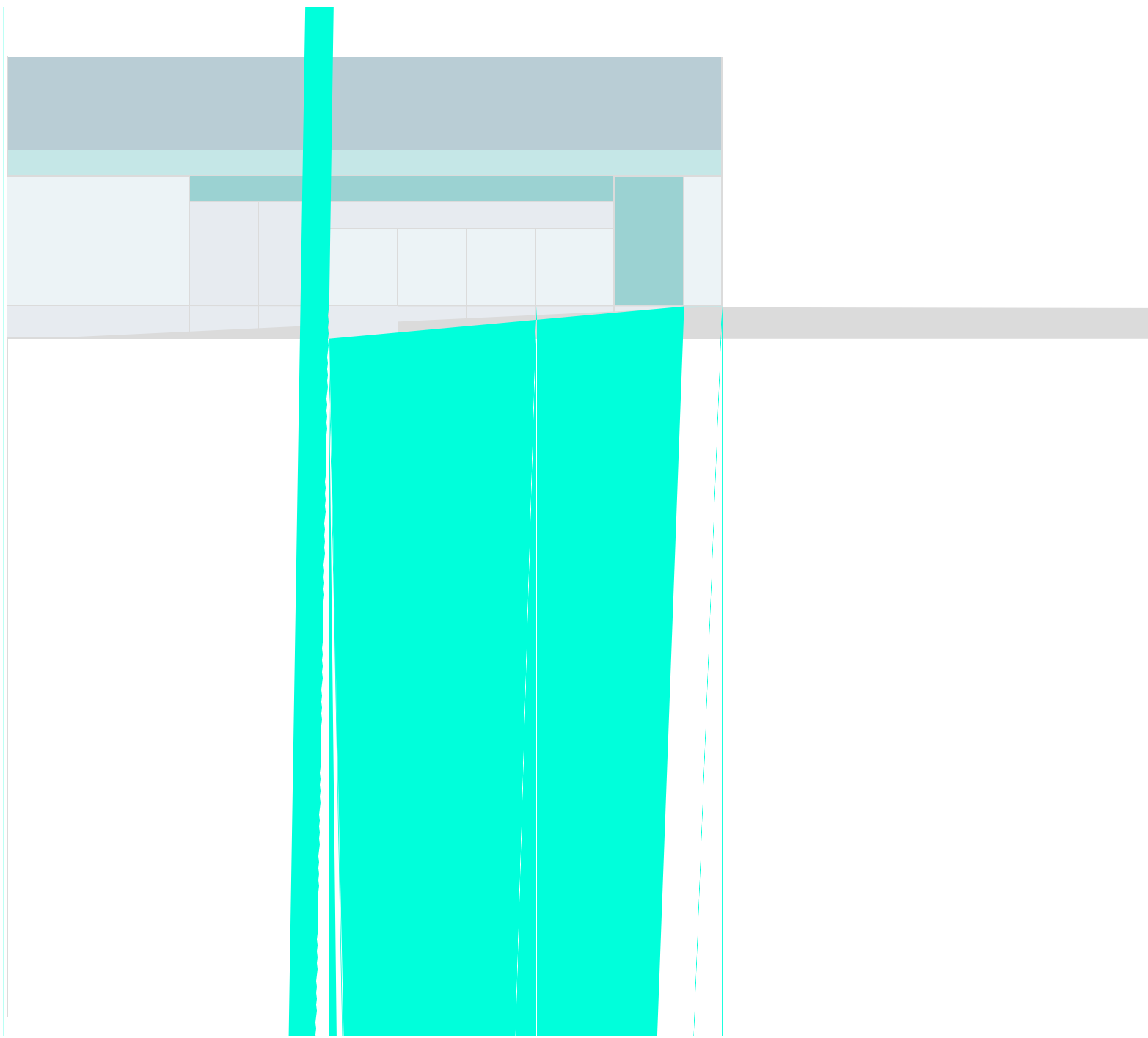





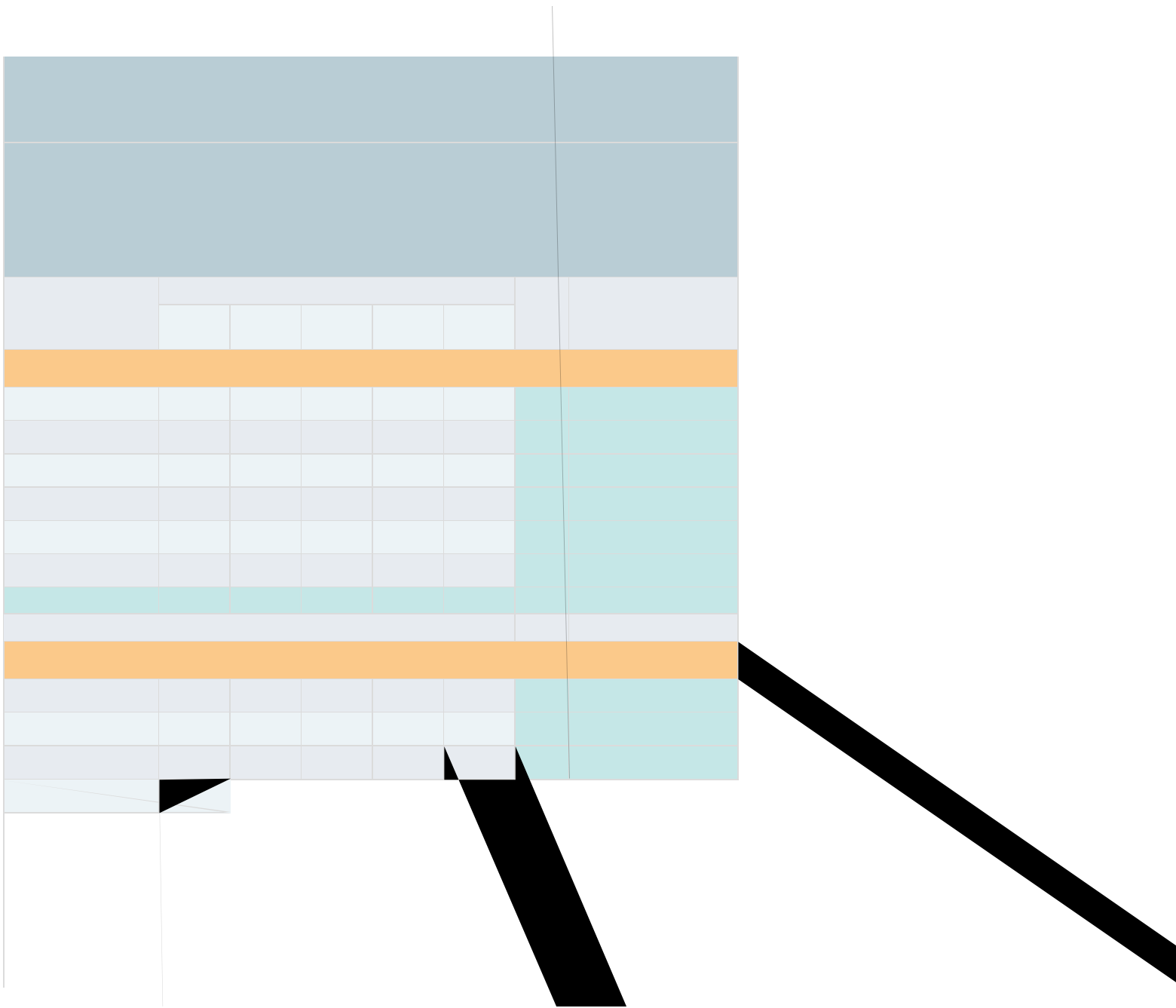


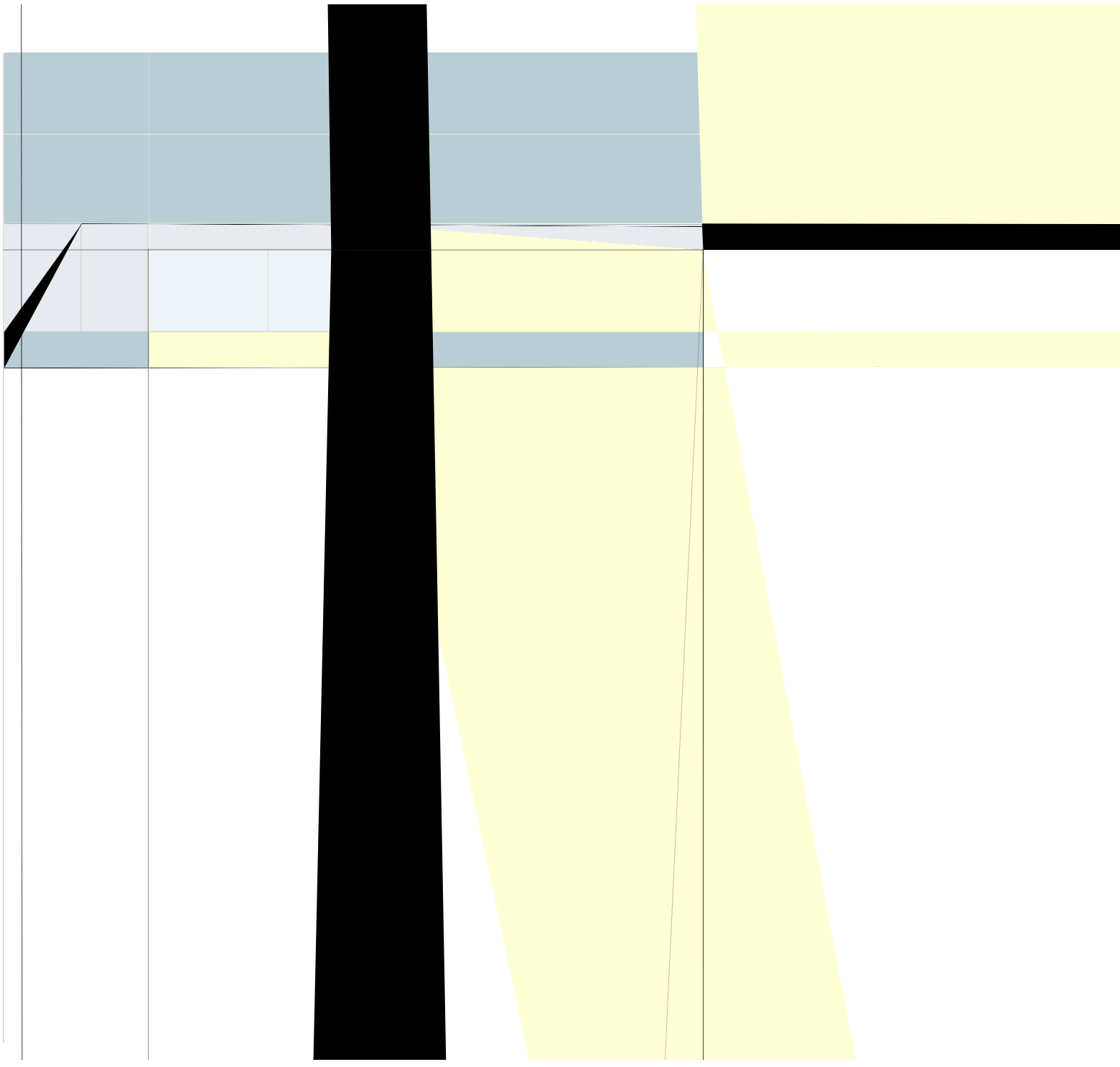












Part G3 - Average Salaries for Instructional Staff by Academic Rank

Average Salary by academic rank for <u>Full-time Instructional Staff</u>						
Annual Average Salaries, 2017-18						
Gender and academic rank	Total staff for salary reporting (from Part G, screen 1)	Annual Average Salaries				Equated 9 months
		12 months	11 months	10 months	9 months	
Men						
Professors	4				141,958	141,958
Associate professors	9				110,943	110,943
Assistant professors	9				76,318	76,318
Instructors	23	73,059			62,154	60,234
Lecturers	0					
No academic rank	0					
Total men	45	73,059			84,867	80,857
Women						
Professors	3				96,121	96,121
Associate professors	11	97,474			85,087	83,998
Assistant professors	8	70,146			83,695	79,809
Instructors	18	69,189			64,121	61,403
Lecturers	0					
No academic rank	0					
Total women	40	74,063			77,141	73,902
Total (men + women)	85	73,561			81,268	77,584

[Dark Teal Header]		
[Light Teal]	[Light Teal]	[Light Teal]
[Light Gray]	[Teal]	[Light Gray]
[Light Teal]		

Blank header bar (blue-gray color)


Blank header bar (blue-gray color)

Blank header bar (orange color)


Blank header bar (teal color)

Blank header bar (blue-gray color)

Large blank area with faint vertical lines on the left and right sides.
















Section 1				
Section 2				
Section 3				
Cell 1.1	Cell 1.2	Cell 1.3	Cell 1.4	Cell 1.5
Cell 2.1	Cell 2.2	Cell 2.3	Cell 2.4	Cell 2.5
Cell 3.1	Cell 3.2	Cell 3.3	Cell 3.4	Cell 3.5
Cell 4.1	Cell 4.2	Cell 4.3	Cell 4.4	Cell 4.5






Human Resources Survey Evaluation

Were any staff members difficult to categorize?





Human Resources

University of South Florida-Sarasota-Manatee (451671)

Source	Description	Severity	Resolved	Options
Screen: H - New Hires Instructional, Tenure				
Perform Edits	The total number of new hires (14) is outside the expected range of between 2 and 12 based on the number of full-time staff reported in the prior year and the number of full-time staff reported in part A. Please correct your data or explain. (Error #1393)	Explanation	Yes	
Reason:	Data is correct. Hired 2 more faculty members than we did the prior year.			