






Completions CIP Data








Completions: total by first major

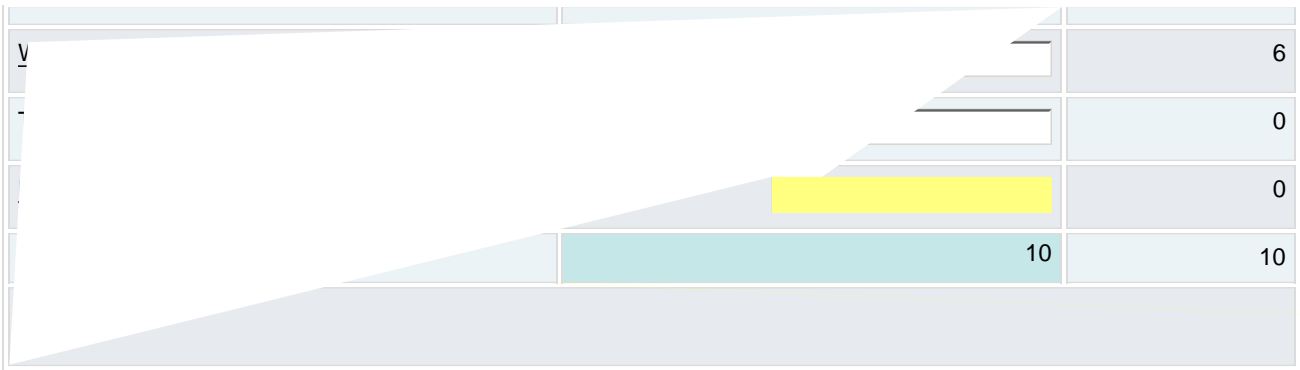












**By Age**


Under 18		
18-24		
25-39		
40 and Above		
Age Unknown		
<b>TOTAL</b>	<b>10</b>	<b>10</b>


[Redacted]		
[Redacted]		
[Redacted]		
[Redacted]		
[Redacted]	[Redacted]	[Redacted]
[Redacted]		
[Redacted]		
[Redacted]	[Redacted]	[Redacted]
[Redacted]	[Redacted]	





<u>White</u>	<input type="text" value="39"/>	39
Two or more races	<input type="text" value="0"/>	0
<u>Race and ethnicity unknown</u>	<input type="text" value="1"/>	1
<b>TOTAL</b>	<b>53</b>	<b>53</b>



 **By Age**

Under 18	<input type="text" value="0"/>	
18-24	<input type="text" value="1"/>	
25-39	<input type="text" value="43"/>	
40 and Above	<input type="text" value="9"/>	
Age Unknown	<input type="text" value="0"/>	
<b>TOTAL</b>	<b>53</b>	<b>53</b>



