

=bgh]hi h]cb. ... I b]j Yfg]hmicZ'Gci h\ : `cf]XU! GUfUgcH!A UbUHYY I gYf`=8. ... D( ) %\* +%%  
fl( ) %\* +%t

### Completions Overview

Welcome to the IPEDS Completions survey component. The Completions component is one of several IPEDS components that is conducted during the Fall data collection period. It collects the number of degrees and certificates awarded by field of study, level of award, race/ethnicity, and gender. The reporting period for the Completions component is during the 12-month time period beginning July 1 of the previous calendar year and ending June 30 of the current calendar year; therefore, for this year's Completions component, the reporting period is between July 1, 2013 and June 30, 2014. The Completions component is also collecting the number of students (e.g., completers) who earned awards between July 1, 2013 and June 30, 2014.

#### Completions Common Errors

Some common completions component errors include the following:

- Including award levels on your current year Completions that were not reported on your previous year's (PY) Institutional Characteristics (IC). [Award levels in the PY IC component cannot be changed; therefore, contact the IPEDS Help Desk at 1-877-225-2568 if you need assistance.]
- Forgetting to select CIP codes for new programs of study that are offered by the institution, but do not have completions for the reporting period.
- Forgetting to enter in zero in at least one of the cells for CIP codes that do not have completions.

#### Recent Changes

- The following question on **distance education** has been added to the bottom of each individual "CIP Data" screen:  
"Is this program offered as a distance education program?"
- The following two screens, which collect data specifically on students were added to this component, beginning in the 2012-13 survey year:
  - **"All Completers"** - Collects the number of students who earned an award between July 1, 2013 and June 30, 2014 by gender and race/ethnicity. (The intent of this screen is to collect an **unduplicated count** of total numbers of completers.)
  - **"Completers by Level"** - Collects the number of students who earned an award between July 1, 2013 and June 30, 2014 by award level and 1) by gender; 2) by race/ethnicity; and 3) by age.
- The definition for Post-baccalaureate Certificate has changed slightly for the 2014-15 collection. The new definition is as follows: **An award that requires completion of an organized program of study beyond the bachelor's. It is designed for persons who have completed a baccalaureate degree, but does not meet the requirements of a master's degree.**

**NOTE: Even though Teacher Preparation certificate programs may require a bachelor's degree for admission, they are considered sub-baccalaureate undergraduate programs, and students in these programs are undergraduate students.**

#### General Information

CIP Codes:

The [CIP 2010 Website](#) includes a list of new CIP codes, a list of deleted CIP codes, a list of moved CIP Codes, and an online crosswalk of the 2000 CIP and 2010 CIP.

The Resources Page of the CIP 2010 website contains many valuable resources including:

- CIP 2010 Manual and copies of previous editions of the CIP Manual
- Crosswalk between the 2000 CIP codes and the 2010 CIP codes in Excel format

Keep in mind that some information provided by institutions on the Completions component appear in the [College Navigator](#), which is a major tool used by consumers searching for information about postsecondary education. It is therefore vitally important that you include accurate information about your institution.

Survey materials can be downloaded using the following link: [Survey Materials](#).


The prior year revision system can be accessed using the following link: [Prior Year Revision System](#)

Completions CIP Data



















## Completers by Level



--	--	--

--	--	--

--	--	--

--	--	--

--	--	--

--	--	--

--	--	--

--	--	--

--	--	--

--	--	--

--	--	--

--	--	--

--	--	--

--	--	--


--	--	--


--	--	--

--	--	--


	<input type="text" value="1"/>	
<u>White</u>	<input type="text" value="40"/>	40
Two or more races	<input type="text" value="0"/>	0
<u>Race and ethnicity unknown</u>	<input type="text" value="3"/>	3
<b>TOTAL</b>	55	55


--	--	--

 <b>By Age</b>		
Under 18	<input type="text" value="0"/>	
18-24	<input type="text" value="3"/>	
25-39	<input type="text" value="40"/>	
40 and Above	<input type="text" value="12"/>	
Age Unknown	<input type="text" value="0"/>	
<b>TOTAL</b>	55	55





**This survey component was prepared by:**

--	--	--	--	--	--	--





---

---

Award Level	Number of Completions	
	1 <sup>st</sup> major	2 <sup>nd</sup> major
Bachelors degree or equivalent	491	2
Master's degree	55	0
Total number of degrees and certificates	546	

	Number of Students		
	Men	Women	Total
All Completers	191	352	543

