


Institution: University of South Florida (137351)

Section II - Bachelor's completers by length of time to degree

Those students in the bachelor's or equivalent degree-seeking subcohort who attained a bachelor's degree

+		,	,	0	2, 0	1	1
---	--	---	---	---	------	---	---



<u>White</u>	1,477	1,155					

Graduation and transfer-out rates

Screen 1 of 2	Cohort year 2015	
	<u>Graduation rate</u>	<u>Transfer-out rate</u>
Overall Rates (will be displayed on College Navigator)	75	10
Men	70	10
Women	78	11

Graduation rates for students pursuing bachelor's or equivalent degrees			
	4 year graduation rate	5 year graduation rate	6 year graduation rate
Men	49	66	0
Women	67	76	

()			2
<u>Nonresident alien</u>	63	77	

Institution: University of South Florida (137351)

User ID: P1373511

4-year average rates

-

Screen 2 of 2



	2012	2013	2014	2015	4-year Total
<u>Adjusted cohort</u>	1,630	1,682	1,989	1,977	,2
Total					

Institution: University of South Florida (137351)

User ID: P1373511

Prepared by

Reporting Reminders:



Edit Report

Graduation Rates

, 1				
Upload File	The total number of students (men + women) in the revised cohort is outside the expected range based on the initial cohort. Please correct your data or contact the IPEDS Help Desk for assistance. (Error #4109)	Fatal Error	<input type="radio"/> Yes	
Reason	Overridden by administrator. IPEDS reporting ID now reports combined data for multiple previously separate reporting institutions. Consistent with PY. RD			
, 2				
Perform Edits	Warning indicated that it offered other undergraduate degrees or certificates besides a bachelor's or equivalent degree ins			