




PROGRAM EVALUATION AND SCALE DEVELOPMENT: INSIGHTS  
FROM DEVELOPMENT OF ITMASEQ




- 
- 
- 
- 
- 
- 






- 

- 





- 
-





- Stands for In-The-Moment Asynchronous Student Engagement Questionnaire
- Aims measuring undergraduate student engagement (emotional, cognitive, and behavioral) in asynchronous online learning environments by collecting in-the-moment learning engagement experiences (Experience Sampling Method) over time.
- Includes a total of 25 questions:
  - ! (study day, primary activity, type of primary activity, study place and company),
  - ! (calm, anxious, focused, distracted, confident, confused, enjoyment, enjoyment)



- Stating the purpose of scale and defining the construct

Definition:







KEY STEPS IN  
SCALE  
DEVELOPMENT

## KEY STEPS IN SCALE DEVELOPMENT

-

## KEY STEPS IN SCALE DEVELOPMENT

- ! Reliability Testing: Assess the internal consistency to ensure that the items measure the same construct.
- ! Validity Testing: Verify that the scale accurately measures the intended construct

*Statistical Process:*

- Cronbach's alpha to evaluate reliability and identify problematic items.
- Factor Analysis: EFA and CFA
- EFA=Reveals the underlying dimensions or factors within a construct
- CFA=Tests whether the data fit a pre-specified model of factors based on theoretical assumptions or previous EFA results.

(Evidence Based on Internal Structure)


ITMASEQ: A validation study was conducted with participants from USF College of Education (8 weeks data collection).

CFA was applied for each dimension at each time point.





•



## APPLICATION OF SCALES IN EVALUATION

-

# ITERATIVE RELATIONSHIP



Continuous Cycle: This cycle repeats, ensuring the scale evolves to remain relevant, valid, and useful for ongoing evaluations.




- 
- 
- 
-



- 

- 





## REFERENCES





•

