







Casey Blaesing, Tessa Burt,
Amy Armstrong-Heimsoth, Shevaun Sullivan



This project was funded by a Northern Arizona University, SHERC Community-Campus Partnership Support Grant.

Special thanks to Roy St Laurent, Emily Farber & Hallie Jo Simkins.



Two-thirds of all children in foster placements have mental or behavioral health concerns and **up to 60%** have developmental disorders.²

Foster youth are **five times** more likely to receive a drug dependence diagnosis.²

Former foster youth are **twice as likely** as U.S. war veterans to experience PTSD in adulthood.³

67% of those involved in child welfare system had experienced 4+ traumatic events.⁴

93% have been exposed to a recurring traumatic event.⁴

“The burden of truth is get to know this kid, wrap or create this collaboration around this kid and then we all work together to move towards the finish line, whatever that looks like.”

- Agency 2

Epigenetics - the effect the environment has on gene expression⁵

Community resilience - "the empowerment of communities to come together, share responsibility for alleviating crisis, improve services, and build healthy environments"^{6(p.326)}

16 youth ages 18- 20

semi-structured interviews, support mapping & resiliency measurements

gather experiences of transition from foster care

(A) initial transition supports (B)
didn't receive/delayed receiving transition supports

unknown service providers & service availability

agencies were providing similar services and there were gaps in service delivery

"The study of the methods and strategies to promote the uptake of interventions that have proven effective into routine practice, with the aim of improving population health"^{7(para 1)}

Lack supportive evidence & insufficient implementation of evidence-based practices (EBPs)

Limited funding & budget cuts EBP's⁸

Lack of specialized training & knowledge to effectively implement & sustain EBPs

Deficient understanding of implementation science

Provides:

Information on program outcomes⁸

Interpretation of what influences those outcomes⁸

Feedback for continuous quality improvement⁸


Information on specific adaptations

Data on a program is successful or fails⁸

An increase in funding opportunities

Program measurement

no program measurement tools
established & inaccurate measurement








4. Identify components of program and brainstorm ways to

Modify it



5. Come to the post-session with thoughts about the following issues

1. What did you learn?

2. What are your questions?

3. What are your next steps?

4. What are your challenges?

5. What are your successes?

6. What are your reflections?


7. What are your insights?

8. What are your conclusions?

9. What are your recommendations?

10. What are your final thoughts?

6. Share your thoughts





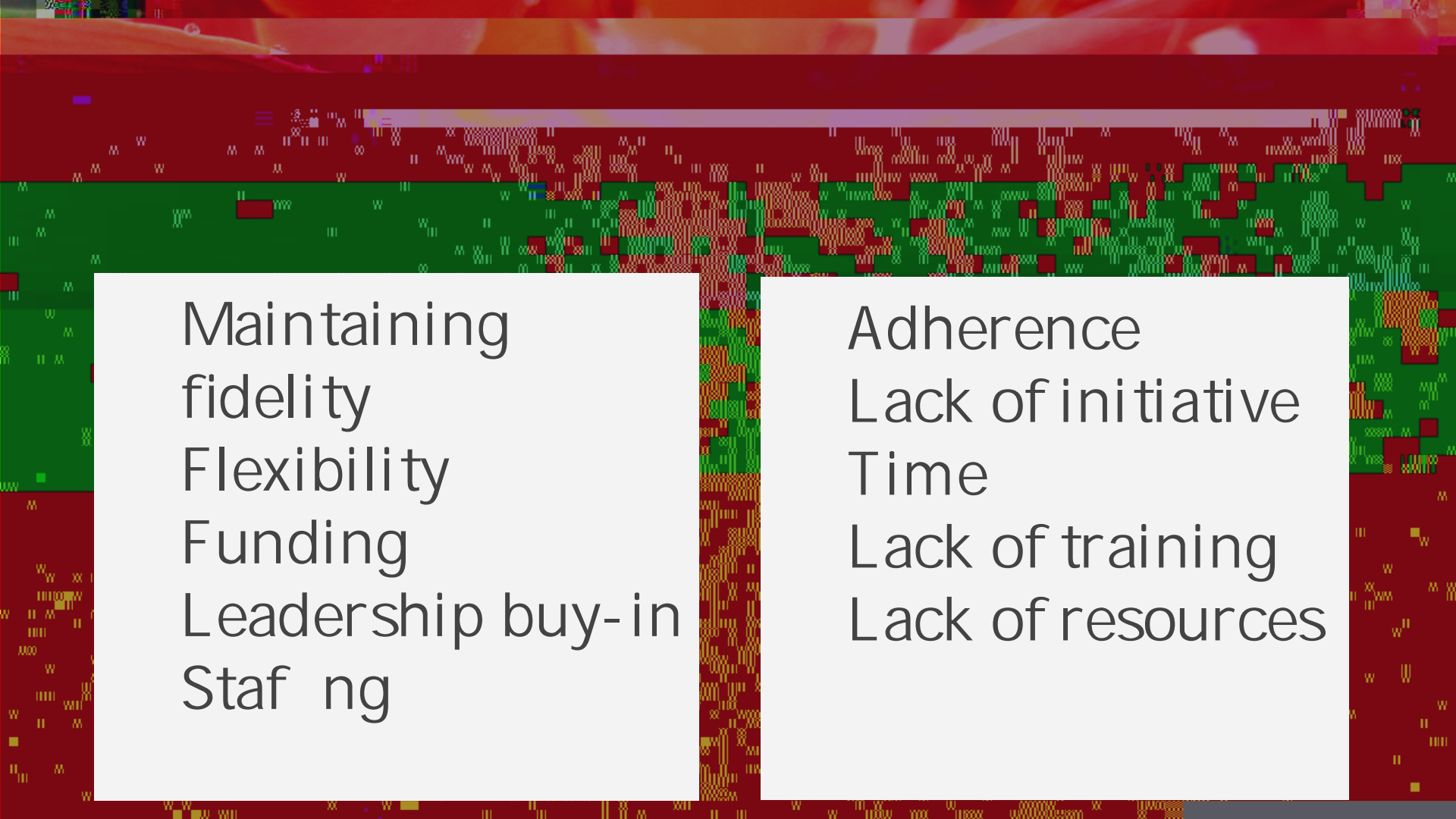


University- community partnership
Networking

Community

“We all want to do a good job at helping and making an impact and really using our resources wisely... I think that the information that was given... really allowed us to feel empowered with understanding a little bit more on how we can track things to be better stewards of the resources.”

- Agency 3



Maintaining
fidelity
Flexibility
Funding
Leadership buy-in
Staffing

Adherence
Lack of initiative
Time
Lack of training
Lack of resources

Desire to develop &
change
Willingness to learn
Openness to new
perspectives

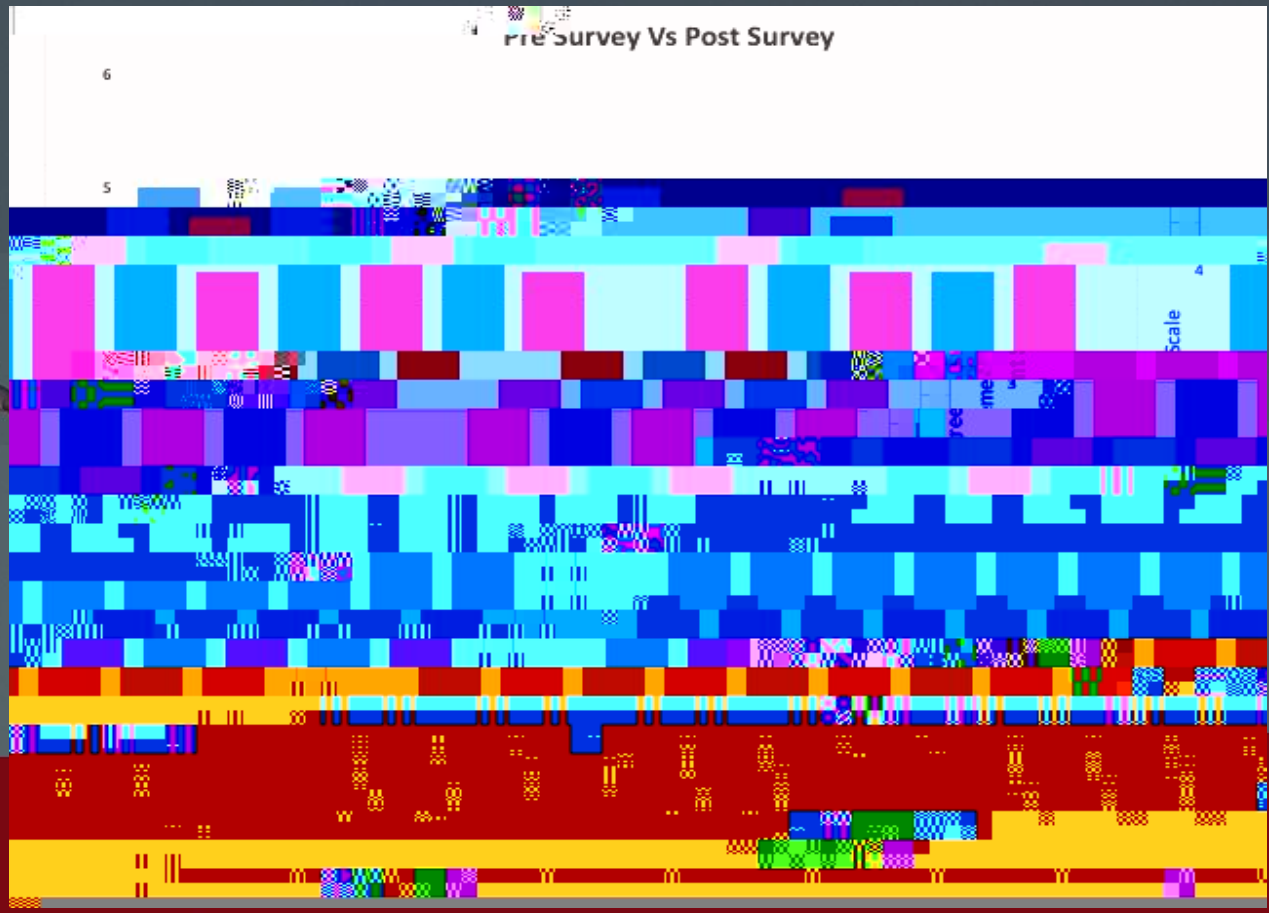
Goals
Dissemination



Reflection
Follow-up
Concrete references

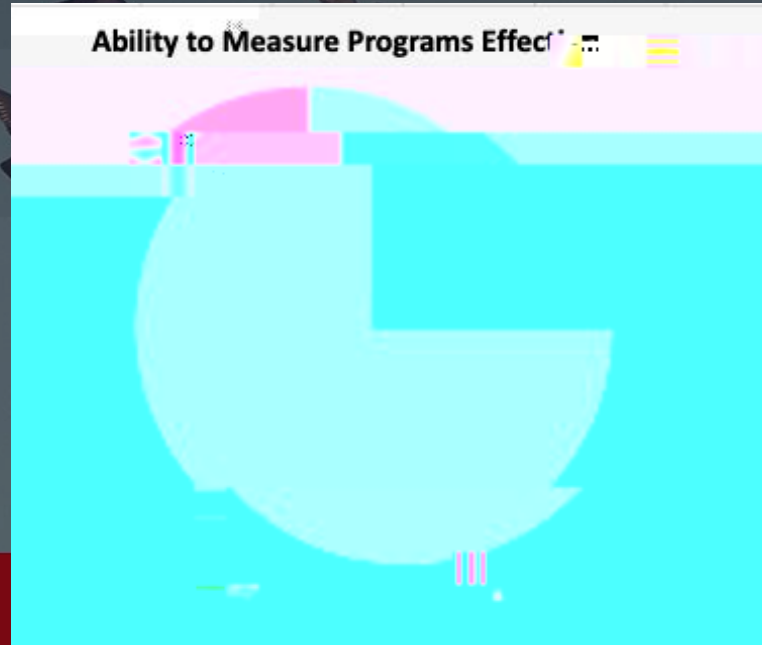
Trial and error



Pre-Survey Vs Post-Survey



Pre-Survey 
Post-Survey 



Small sample size (n=4)

Participants in different stages of program implementation

Strong relationship between participants and research investigators

Timing of semi-structured interviews

Homework

Member checking

The population!!!

“So, we have to totally shift our thinking when working with this population of kids so that we can see them become resilient, see them be successful.”

- Agency 1

Improved supports provided to foster youth
enhance the environment improved
epigenetic outcomes

Decrease ACE scores by developing an
integrated service delivery system⁶

Correlatio ve ope b



community capacity =



health/safety problems =



ACE scores

Next Steps...

- Implement program measurement tool
- Training sessions with entire organization
- Advocating for policy change
- Coalition amongst agencies

