

Consolidation Planning

Shared Governance/Transferring of Performance (SOT) - 2012 - 2013

Consolidation Planning



who has jurisdiction and how the process will function. Faculty has corollary issues because of their single representative on the BOT.

There was discussion regarding any overlap between existing student governments. Ms. Adamchak noted the only overlap is the System meeting where the SGA presidents come together to discuss issues. This same group elects the student member to the BOT on an annual basis.

Fees are separately collected by the institutions and budgeted through the A&S process at each institution. The President signs the budget, but delegates authority to the Regional Chancellor (or their designee) for oversight. The budget process is independent because needs are different.

The members discussed the System level policies versus campus policies. Ms. Adamchak noted there are very few generated at the campus level. Policies are signed by the VP or Chancellor and cannot conflict with BOT regulations. Policies do not have to go to the BOG for approval, but do still have to be noticed and allow for comment.

Additionally, there was discussion regarding whether or not there is an exclusion for multiple campuses to have individual SGAs. Ms. Adamchak clarified that the Florida Legislature created the ability for the BOT to create student governments on campuses and centers. However, the bigger issue goes toward budget authority under the A&S fees or granting allocations to student groups (not budget authority).

iii. Overview of Southern Association of Colleges and Schools ó Commission on Colleges (SACSCOC) Guidelines (taken out of order from agenda ó prior ii)

Mr. Wrona and Dr. Madden provided an overview of the SACSCOC updated requirements. Shared governance means the relationship between faculty and administrators. Both have important roles: faculty approve curriculum and programs while administration ensures consistency with institution mission and adequate resources.

The members discussed curriculum creation and community involvement, as well as the process for consolidating and removing programs. Mr. Wrona noted that the USF System routinely reviews productivity of programs to determine ongoing feasibility. SACS could be concerned regarding closing programs depending on where they are offered. SACS looks to make sure that all students receive the program that they enrolled in so, if a program is closing, the system must create teach out plans. **c. Public Comment**

No public comment cards received.


d. Discussion

Ms. Washington was appreciative of all of the information provided as it did provide some guidance as to areas that may not be within their purview such as the effects of preeminence on fees. The general education core might not be as big of an issue but need to look into the student governance piece and strategic planning around one system at a higher level.

UNIVERSITY FEES

UNIVERSITY FEES
WORLDWIDE
2014-2015

OVERVIEW



SUMMARY OF CURRENT UNDERGRADUATE FEES AT USF

Rate Basis	Fee	USF		
		USF Tampa	USF St. Petersburg	USF Sarasota-Manatee
per SCH	Activity & Service	\$ 12.08	\$ 25.63	\$ 20.19
	Health	\$ 9.94	\$ 4.90	\$ 4.03
	Athletic	\$ 14.46	\$ 2.45	\$ 4.23
	Transportation Access	\$ 3.00	\$ 2.25	n/a
	Technology Fee	\$ 5.25	\$ 5.25	\$ 5.25
	Capital Improvement	\$ 6.76	\$ 6.76	\$ 6.76
	Financial Aid - In-State	\$ 5.25	\$ 5.25	\$ 5.25
	Financial Aid - Out Of State	\$ 22.57	\$ 22.57	\$ 22.57
	Green Fee	\$ 1.00	\$ 1.00	n/a
	Marshall Ctr	\$ 1.50	n/a	n/a
In State Sub-Total		\$ 59.24	\$ 53.49	\$ 45.71
Out Of State Sub-Total		\$ 76.56	\$ 70.81	\$ 63.03

SUMMARY OF CURRENT GRADUATE FEES AT USF

Rate Basis	Fee	USF		
		USF Tampa	USF St. Petersburg	USF Sarasota-Manatee
per SCH	Activity & Service	\$ 12.08	\$ 25.63	\$ 20.19
	Health	\$ 9.94	\$ 4.90	\$ 4.03
	Athletic	\$ 14.46	\$ 2.45	\$ 4.23
	Transportation Access	\$ 3.00	\$ 2.25	n/a
	Technology Fee*	\$ 17.39	\$ 17.39	\$ 17.39
	Capital Improvement	\$ 6.76	\$ 6.76	\$ 6.76
	Financial Aid - In-State	\$ 17.39	\$ 17.39	\$ 17.39
	Financial Aid - Out Of State	\$ 38.61	\$ 38.61	\$ 38.61
	Green Fee	\$ 1.00	\$ 1.00	n/a

*Technology Fee for Professional Programs in Business, Engineering and Nursing-CRNA programs is higher

SUMMARY OF CURRENT FLAT FEES AT USF

All students (UG/GR, IS/OOS) are charged the same flat fees per semester enrolled



FEE APPROVAL PROCESS

- ‡ The University of South Florida Board of Trustees, hereinafter referred to as the [^] } Trust must authorize all fees assessed by the University of South Florida System (USF System).
- ‡ An increase in the fee may occur only once each fiscal year and must be implemented beginning with the fall term.

There have been no fee increases in the last five years.

DEFINITIONS AND USAGES

www.pearsoned.com
www.pearsoned.com
www.pearsoned.com

LOCAL FEE APPROVAL PROCESS

Fees Subject to Local Fee Process:
Activity and Service (

ACTIVITY & SERVICE FEE (A&S)

- ⚡ A&S Fee must benefit the student body in general.
- ⚡ This includes grants to duly recognized student organizations, the membership of which is open to all students at the university without regard to race, sex, or religion.
- ⚡ Allocation and expenditure of the fund is determined by the Student Government Association
- ⚡ The president of the university may veto any line item or portion thereof within the budget when submitted by the student government association legislative body.



ACTIVITY & SERVICE FEE (A&S) BUDGET APPROVAL PROCESS

Fall Semester

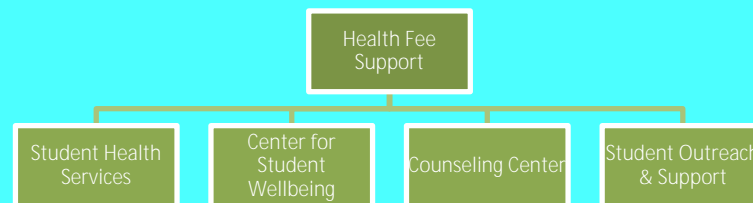
{SG forms Activity & Service Recommendation Committee (ASRC) at the beginning of the Fall semester.
{ASRC reviews Finance Code of SG Statutes

COMPARISON ACROSS FL SUS (AS OF 2018-2019)

A&S Fee			
1	USFSP	\$ 25.63	
2	USFSM	\$ 20.19	
3	UF	\$ 19.06	
4	FPU	\$ 17.62	
5	FIU	\$ 14.85	
6	NCF	\$ 14.25	
7	UWF	\$ 13.57	
8	FSU	\$ 12.86	
9	FAU	\$ 12.32	
10	USFT	\$ 12.08	\$ 7.00
11	UCF	\$ 11.67	
12	FGCU	\$ 11.50	
13	FAMU	\$ 10.50	
14	UNF	\$ 10.23	

- ‡ Student Health Fees are used to support, but are not limited to the following:
 - Student general health needs at low or no cost
 - Mental health counseling and other services
 - Proactive programs for student wellness by providing wellness coaching and wellness centers
 - Providing guidance and supportive interventions to any student who may be troubled or whose behavior is of concern to others.

- ‡ The President, or her designee, will assess miscellaneous health-related charges for services provided at cost by the health center which are not covered by the Health Fee.




COMPARISON ACROSS FL SUS (AS OF 2018-2019)

Health Fee			
1	FIU	N/A	\$93.69
2	UF	\$15.81	
3	FSU	\$13.97	
4	UCF	\$10.84	
5	USFT	\$ 9.94	
6	UNF	\$ 9.84	
7	FPU	\$ 9.58	
8	FAU	\$ 9.42	
9	FGCU	\$ 9.24	
10	UWF	\$ 7.52	
11	FAMU	\$ 6.91	
12	NCF	\$ 6.30	
13	USFSP	\$ 4.90	
14	USFSM	\$ 4.03	





ATHLETIC FEE





UNIVERSITY OF
SOUTH FLORIDA

COMPARISON ACROSS FL SUS



CAMPUS ACCESS/TRANSPORTATION FEE



‡ A per credit hour campus transportation access fee may be charged, with

COMPARISON ACROSS FL SUS (AS OF 2018-2019)

1 UF	\$9.44	
2 UCF	\$9.10	
3 FSU	\$8.90	
4 UWF	\$8.00	
5 FGCU	\$5.95	
6 FAMU	\$ -	\$65/\$65/\$33
7 UNF	\$4.08	
8 FPU	\$3.00	
9 USFT	\$3.00	
10 FAU		



UNIVERSITY OF
SOUTH FLORIDA



CAPITAL IMPROVEMENT TRUST FUND (CITF) FEE

The USF System assesses a \$6.76 per credit hour Capital Improvement Fee.

11 out of 14 SUS institutions have the same rate for the CITF Fee.

Any increase in the fee must be recommended by a Capital Improvement Trust Fund Committee appointed by the SG President and the University President.

The recommendations of the committee shall take effect only after approval by the university president, after consultation with the student body president, with final approval by the university board of trustees.

The fee may not exceed 10 percent of the tuition for resident students or 10 percent of the sum of tuition and out-of-state fees for nonresident students.

The fee for resident students shall be limited to an increase of \$2 per credit hour over the prior year.

The Capital Improvement Trust Fund fee may be used to fund any project or real property acquisition that meets the requirements of chapter 1013.

FINANCIAL AID FEE

The Board is authorized to collect for financial aid purposes an amount not to exceed 5% of the tuition and out-of-state fee. A minimum of 75% of funds from the student financial aid fee for new financial aid awards shall be used to provide financial aid based on demonstrated financial need.

The Financial Aid Policy Advisory Committee (FAPAC) is responsible for

COMPARISON ACROSS FL SUS (AS OF 2018-2019)

GR Financial Aid Fee			
1	UF	\$ 22.43	\$ 56.94
2	UNF	\$ 20.40	\$ 46.63
3	FSU	\$ 20.17	\$ 50.23
4	NCF	\$ 19.90	\$ 53.00
5	FPU	\$ 19.25	\$ 49.25
6	FIU	\$ 18.99	\$ 44.99
7	USFT	\$ 17.39	\$ 38.61
8	USFSP	\$ 17.39	\$ 38.61
9	USFSM	\$ 17.39	\$ 38.61
10	FAMU	\$ 16.70	\$ 46.05
11	FAU	\$ 15.18	\$ 46.37
12	UWF	\$ 14.76	\$ 46.17
13	FGCU	\$ 14.52	\$ 58.67
14	UCF	\$ 14.40	\$ 53.65

Variation is mainly due to different tuition rates and out-of-state fees across institutions


The fee is assessed at a maximum of \$1.00 per credit hour to establish or improve the use of renewable energy technologies or energy efficiencies that lower the

USF implemented the Green Fee in 2009

The Fee is collectively managed by the Student Green Energy Fund (SGEF) Council, which consists of 15 individuals: 12 regular (voting) members, 2 alternates, and 1 Chair. 6 regular members are appointed by Student Government President and 6 are appointed by the Director of the Office of Sustainability.



Only two other SUS institutions charge this fee: New College and the University of West Florida

Green Fee		
1	NCF	\$ 1.00
2	USFSP	\$ 1.00
3	USFT	\$ 1.00
4	UWF	\$ 0.75





UNIVERSITY OF
SOUTH FLORIDA





To Begin: The Mission and Role of Student Government

No matter the campus, each Student Government is

How Do We Do It?



Every year, our Student Governments host elections at our individual campuses to ensure students are able to elect students who they believe can best represent them.


As these students take office, they gain opportunities to support students through utilization of the A&S fee; whether through proposing bills and budgets, allocating funding to student organizations, or supporting department initiatives on their campus. Each campus currently allocates its own A&S Fee a little bit differently, and independently of one another.

Tampa Campus: A&S Allocation Process

Our allocation process is overseen by the Activity and Service Fee Recommendation Committee, often abbreviated as "ASRC".

The committee is made up of the Student Body President, Chief Financial Officer, Senate President, Senate Grants Chair and Senate Finance Chair alongside eight elected senators, 6 of whom are voting members and two of who are alternates.

ASRC at USF Tampa also designates some of its funding decisions to three Funding Councils: The Sports Club Council (SCC), The College of Medicine Allocation Council (COMAC), Engineering Funding Council (EFC)



ASRC at USF Tampa: A Brief Overview

To summarize quickly and efficiently into three steps:

1. Step one: budget forms are requested from all A&S funded Student Organizations, Funding Councils & Departments. These are submitted or presented to the committee, who either approve or deny changes pending certain standards and needs.
2. Step Two: After deliberations are made, an appeals opportunity is given to all budget requests who would like to see changes. Following appeals and a review of all organizations and budgets, the committee votes on a final budget to send forward.
3. Step Three: If the final budget passes by a majority vote, it is sent to the senate for review and approval. If approved by the Senate, it is sent to the Student Body President, who then can sign it and send it to the USF System President, Dr. Genshaft. The USF System President, or Designee, may then either sign, line-item, or veto the approved budget


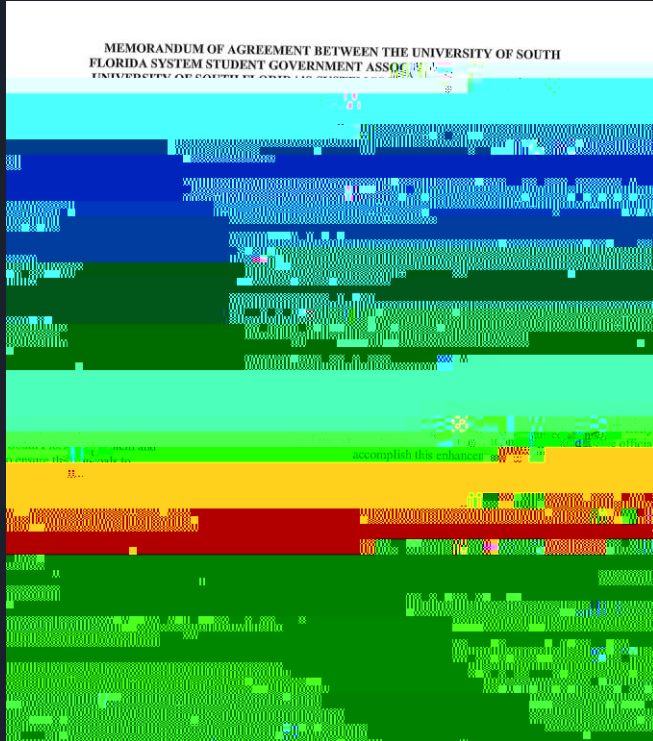




The allocation process is managed by the Budget Committee in the Legislative Branch. The Budget Committee is comprised of senators, the Chief Financial Officer, and a non-student advisor.

1. All A&S fee funded Student Organizations and Departments submit their proposed budgets, which include funding for professional and student jobs.
2. These are presented to the committee during individual meetings with each group. The committee then makes edits and eventually approves or denies each budget.
3. The committee then votes on a final budget to send forward to the Senate.
4. The Senate can review, edit, and approve the overall budget.
- 5.

USF System President's Advisory Board: The Agreement (SPAB)



Signed By Each Campus






Potential Plan A:

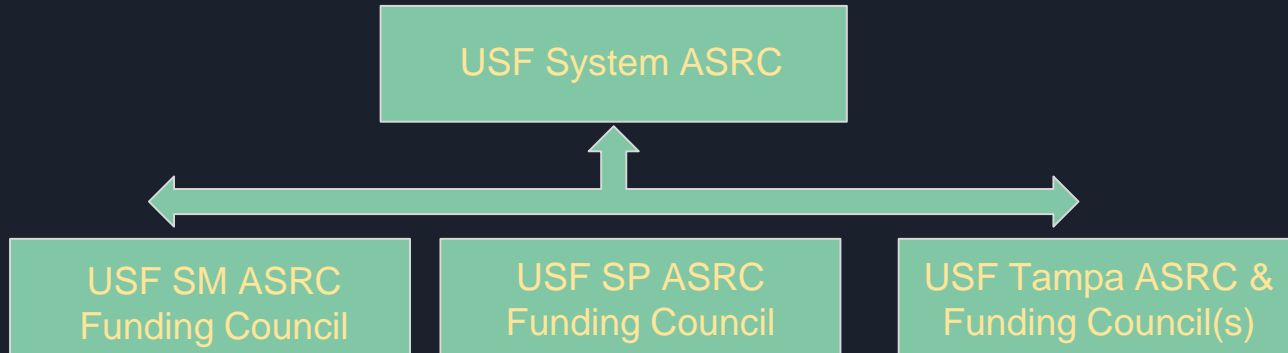
USF System Student Body
President

USF SM Student
Body President

USF SP Student
Body President



Potential A&S Funding Process



Biggest Focus Points During Consolidation:



USF Tampa

1. Ensure each campus retains control of their A&S allocation process.
2. Ensure all campus Student Governments are equally represented

USF Sarasota- Manatee


1. Ensure each campus retains control of their A&S allocation process.
2. Ensure each Campus Student Government keeps possession of a level of autonomy.

USF St. Petersburg

1. Each Campus keeps possession of a level of autonomy
2. All Students have a opportunity to share their concerns and make their voice heard



And, As Always:
GO BULLS



Overview of USF Strategic Planning

For the USF Consolidation Task Force
Shared Governance/Transparency Committee

Gregory B. Teague, Ph.D., Special Advisor to the President

Sept. 11, 2018

Topics

- ‡ Strategic planning across the USF System
 - ‡ Institutional & other plans: scope & examples
- ‡ Current USF System Strategic Plan
 - ‡ Historical context & current plan
- ‡ USF Tampa Strategic Plan: current draft
- ‡ Plans for consolidated USF strategic planning

Levels & time frames for planning

‡ Tactical

- ‡ Short range, 1-2 years

- ‡ E.g., USF consolidation planning

‡ Long range

- ‡ Typical strategic plan, 3-5 years

‡ Strategic

- ‡ Longer time horizon, articulation of strategies - vs trends



USF Tampa Strategic goals 2014-2018

‡ Well-educated and highly skilled global citizens through our continuing commitment to student success

‡ High-impact research and innovation to change lives, improve health,

USF St. Petersburg: Strategic goals -2014

USF System Research Strategic Plan

#Research strategic plan ecosystem



USF System Research Strategic Plan

Goals

Rankings Increase USF rankings among public research universities

Visibility Increase national and international reputation for research and innovation activities

Collaboration Foster a transdisciplinary research culture and productivity, building

Impact Increase the application and economic and social impact of USF research

USF System Research Strategic Plan

Final recommendations

- Focus on issues where society urgently needs innovation and change
- Work across disciplines
- Break down academic silos

USF System strategic planning: Context

‡Articulation of the USF

Key USF Systems Shared Services/Resources

#CommunityEngagement
and Role of Alumni

#Corporate Partnerships

#Research & Innovation

#Diversity, Inclusion & Equal
Opportunity

#BrandRecognition

#BrandRecognition

#Information Technology

#Finance and Administration

#Risk Management

#Athletics

USF System strategic planning timeframes

2010-2015 Formative: ^ ^ š (E } v P (E d } P š Z (E V

2016 Guiding Principles:

Current US System Strategic Plan

†Strategic goals

- †Leverage system capabilities for success of members
- †Activate constituencies to provide value
- †Burnish reputation

USF Tampa Strategic Plan (Draft)

Mission

USFTampa is a global leader in innovative research, the delivery of outstanding academic and professional programs, and community engagement, in a multidisciplinary intellectual environment that ensures student learning and lifelong success

USF Tampa Strategic Plan (Draft)

Vision

As a preeminent research university, USF Tampa will have a global impact in shaping the future by improving the human condition. Through its innovative research, commitment to student success and as a major socioeconomic driver of the metropolitan region, USF will continue to develop a profile consistent with membership in the Association of American Universities.

USF Tampa Strategic Plan (draft)

Goal 2 & Strategies: Lifelong Student Success

Continued commitment to the lifelong success of well-educated, highly-skilled, and adaptable students who thrive in a dynamic global market

‡ Support the development of high-impact educational practices to foster meaningful student experiences in and out of the classroom

‡

USF Tampa Strategic Plan (draft)

Goal 3 & Strategies: Meaningful Engagement

A major social & economic engine creating meaningful global, national, regional & local collaborations & partnerships to build a prosperous & sustainable future for our community and state

‡

USF Tampa Strategic Plan (draft)

Goal 4 & Strategies: Vibrant Campus Environment

A vibrant, inclusive, and safe community for learning, discovery, creative activity, and transformative experience enabled through adaptive design of physical, social, and digital environments

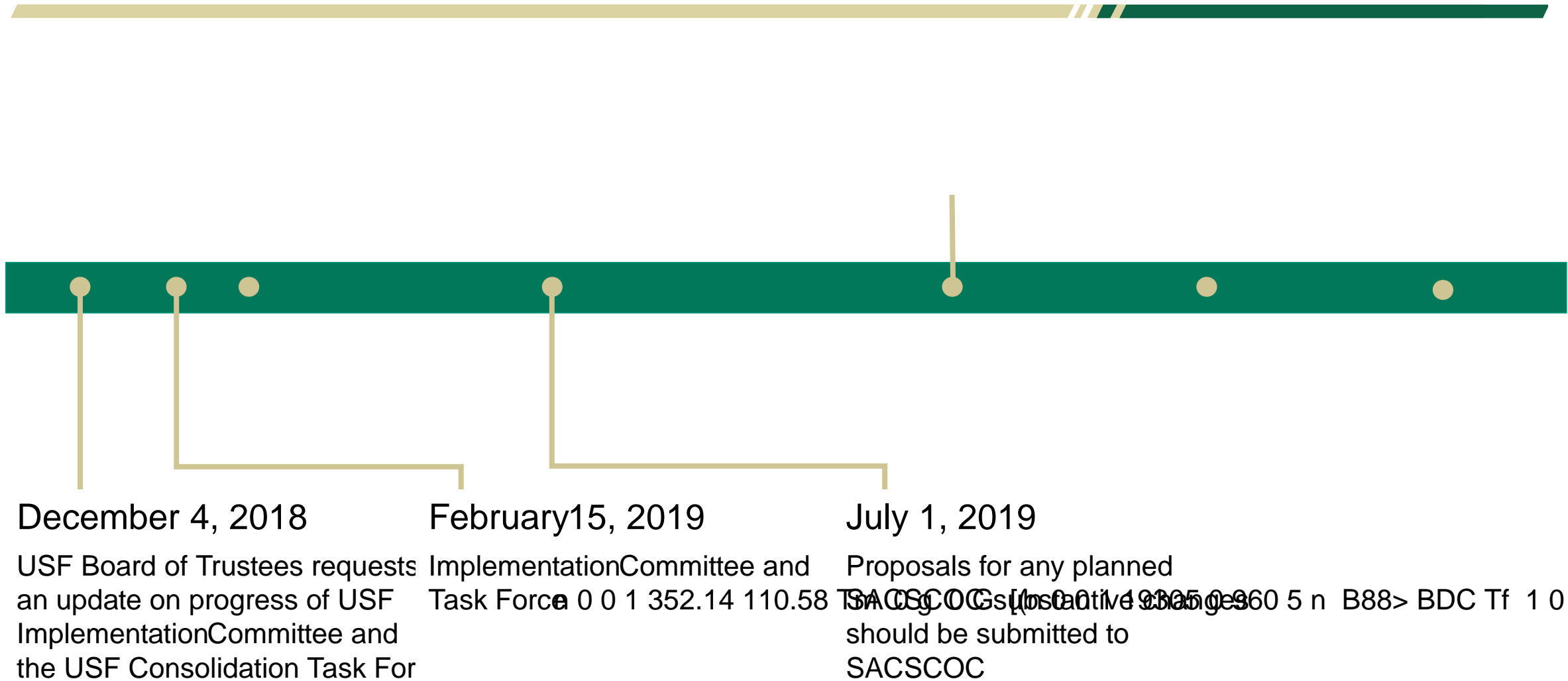
†Shape 1 0 0 1 88.2 231.42 Tm 0 g 0 G [<0087>] TJ ET Q q 0.00

USF Tampa Strategic Plan

Moving from strategic to tactical/operational

- ‡ Estimate the net cost of implementing proposed initiatives
 - ‡ Financial: cost of new activities minus the savings from old activities replaced or eliminated
 - ‡ Human resources: capacities & requirements
- ‡ Identify who would do what; how much is needed in terms of additional startup & sustaining effort & resources, when and how long; outcomes & measures; link to metrics
- ‡ Prioritize, select, and schedule implementation within parameters of available/anticipated resources

Consolidation timeline



Anticipated timeline for strategic planning

‡ Fall-Winter 2018-2019: Preliminary analysis of existing plans

- ‡ Campus & college plans

- ‡ System-level plans: USF System plan, Research plan

- ‡ Implications of trends in higher education

‡ Winter-spring 2018-2019: Examine existing goals & strategies in relation to implementation plan & consolidation goals

‡ Summer