






Marshall Center Enhancement Plan



WHY THE NEED FOR AN ENHANCED STUDENT UNION

- **Marshall Center opened in 1960 when USF had only 2,000 students**
- **The Council for the Advancement of Standards in Higher Education (CAS) guidelines of 10 square feet per student indicate the building should be 340,000 sq. ft.**
- **Size of MC..... 106,000 gsf**
Size of SEC 55,000 gsf
161,000 gsf





WHY THE NEED FOR AN ENHANCED STUDENT UNION

Current condition of building


Major Repairs: Elevators, Roof, Boiler, Plumbing, Electrical Wiring, HV/AC, ADA compliance

Approximate cost for repairs \$10,000,000*

Lack of sufficient space for students (approximately 325 student organizations) and university community


Food Court inadequate for campus population both in seating capacity and variety of food venues

***1999 Existing Conditions Report provided by the Woodroffe Corp., Bosek Gibson & Assoc., Paulus, Sokolowski & Sartor Inc., and Arthur F. Sisca Inc.**




HOW DO WE COMPARE WITHIN FLORIDA

University	Enrollment	Union Size	Sq/Ft per Student
USF - Tampa	34,198	106,000/161,000	3.1 / 4.7
UF	47,241	270,000	5.7
FSU	31,826	259,000	8.1
FIU - Univ. Park	26,208	259,675	9.9
UCF	32,311	214,000	6.6
FIU - Biscayne	7,899	130,000	16.5
FAU	17,000	125,000	7.4
UWF	9,136 5	87,000	9.5



MEETING ROOM SHORTAGE

Year	Requests	Filled within the Marshall Center	Filled within Academic Space or unable to fill
2001	7,107	4,957	2,160
2002	7,015	4,676	2,339
2003	7,393	4,822	2,088



Cost/Funding




Projected Cost for Phase 1	\$ 33.5 million
<u>Projected Cost for Phase 2</u>	<u>\$ 21.6 million</u>
Total Project Cost	\$ 55.1 million

PROJECTED COST FOR PHASE 1	\$ 33.5 million
Funds Currently Available	\$ 9.3 million
• \$1.3 previously allocated CITF	
• \$2.8 SG funds in reserve	
• \$2.6 '03-'04 MC Fee	
• \$2.6 '04-'05 MC Fee	
Funds Projected	\$ 2.0 million
• '07 Food Service Contract	
TOTAL TO BE FINANCED FOR PHASE 1	\$ 22.2 million
PROJECTED COST FOR PHASE 2	<u>\$ 21.6 million</u>
TOTAL TO BE FINANCED FOR PHASE 1 & 2	\$ 43.8 million

Food Service


- Food Court/Marketplace - Seating 600





New Building at Current SEC Location






Why Teardown the SEC?

- never has been the need thought to have been there when they built it
- 55,000 sq. ft. with 1,200 stationary seats is difficult to utilize; cannot maximize use of the space
- regularly scheduled for events with only a few hundred attending (because no space available in the Marshall Center)

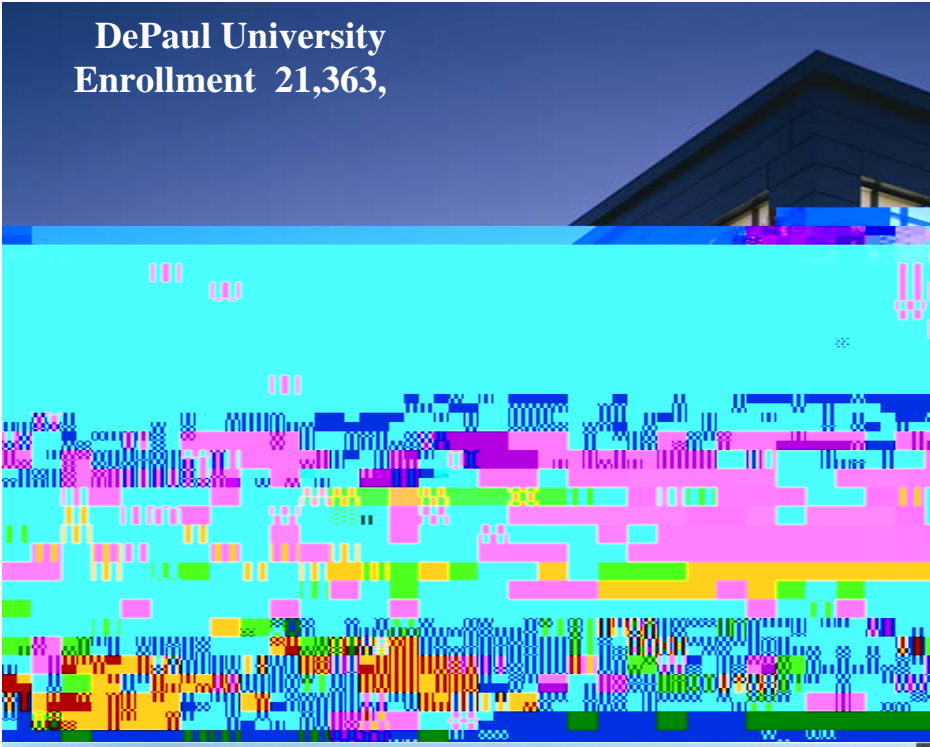
-




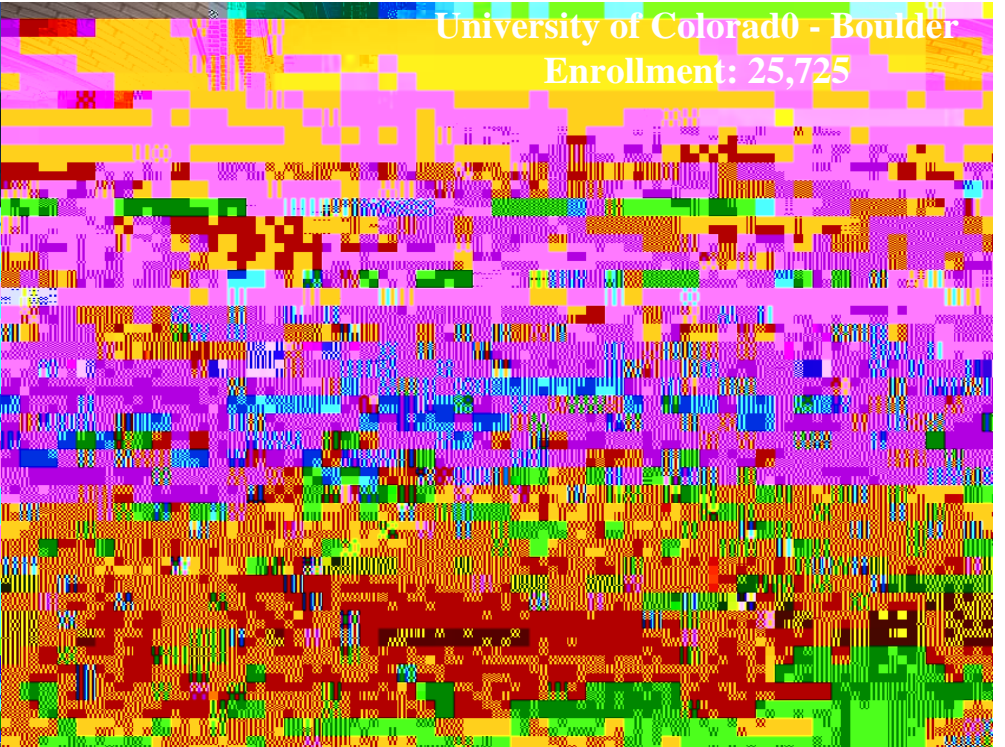
Current Trends in Student Union Construction

The following slides are examples of recent student union renovation and construction projects. These photos highlight union exteriors, food courts, lounges, meeting rooms, theaters, atrium space and other interior spaces.


DePaul University
Enrollment 21,363,




University of Colorado - Boulder
Enrollment: 25,725





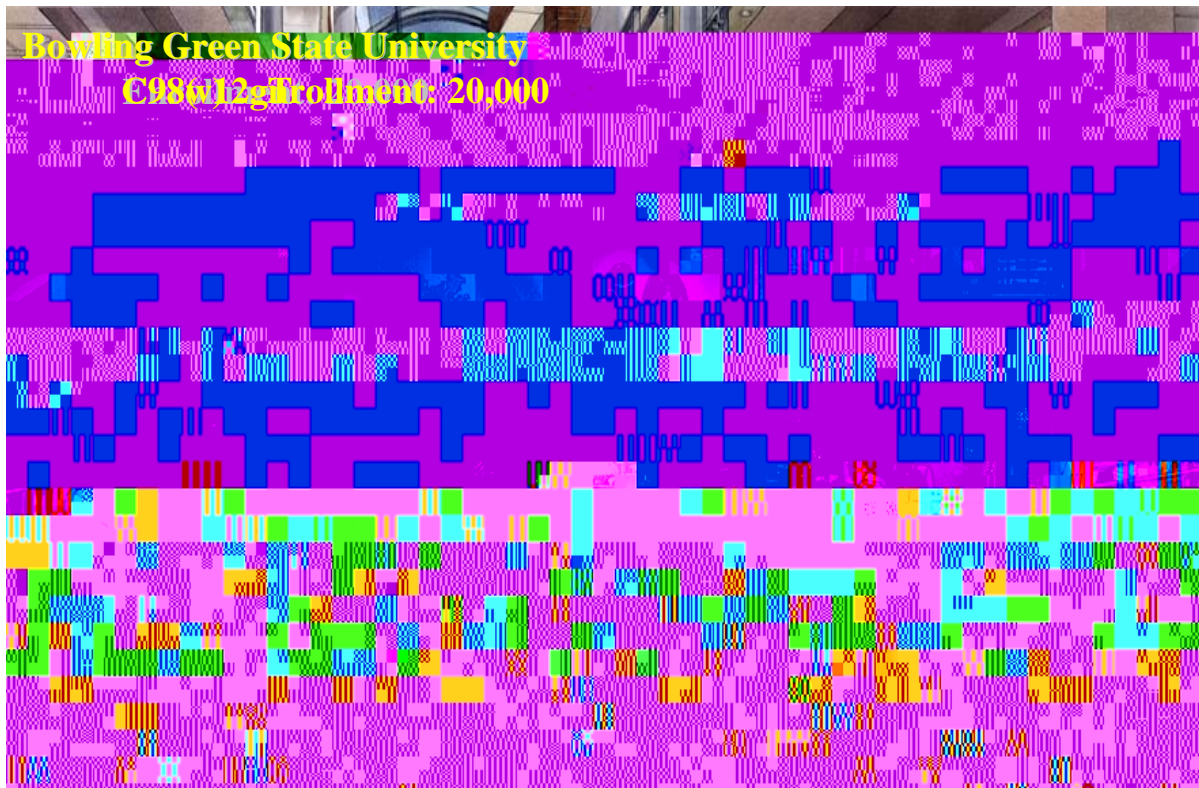
California University of Pennsylvania
Enrollment: 5,948



University of Nebraska - Lincoln
Enrollment: 22,998

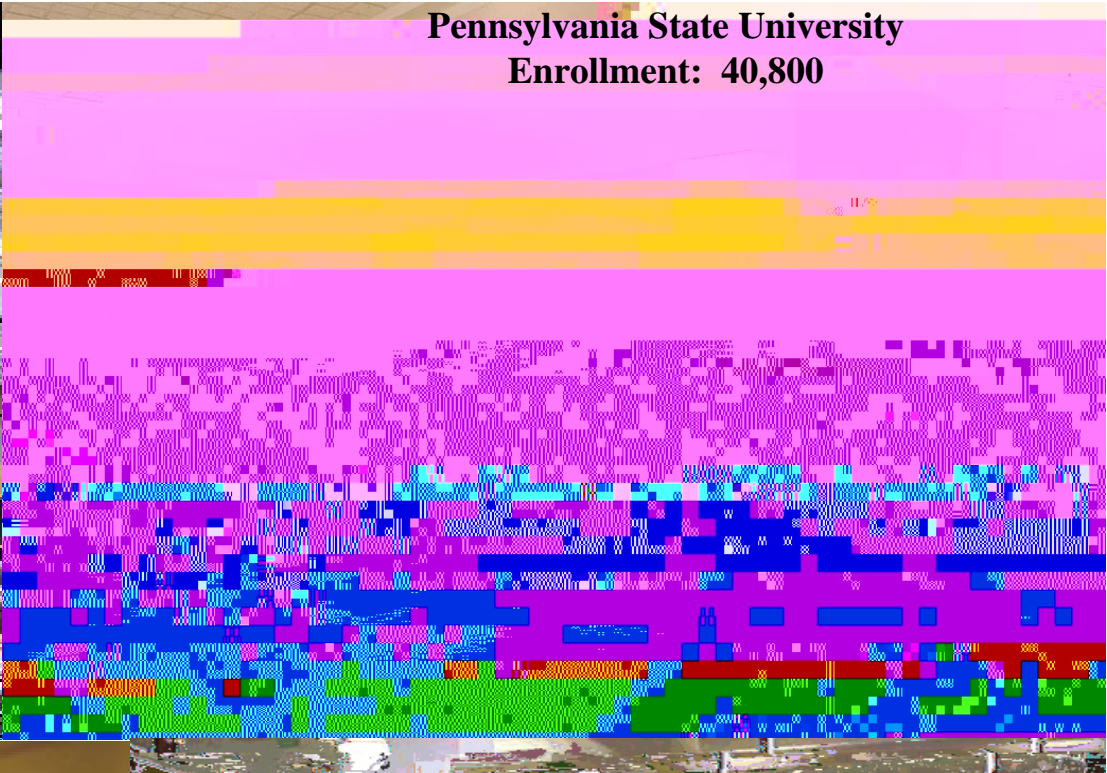


Bowling Green State University
Enrollment: 20,000





Bowdoin College
Enrollment: 1,700




Pennsylvania State University
Enrollment: 40,800



Rollins College
Enrollment: 3,717




University of New Mexico
Enrollment: 24,700



DePaul University
Enrollment: 21,363






Pennsylvania State University
Enrollment: 40,800



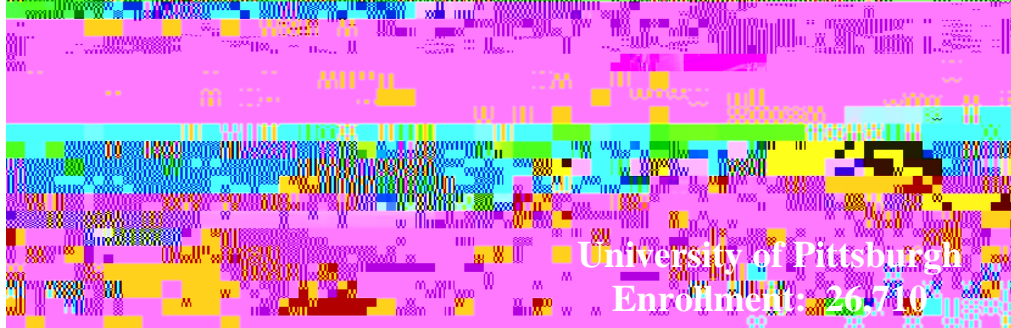

University of Central Florida
Enrollment: 32,311




University of Houston - Downtown
Enrollment: 9,704



University of Washington
Enrollment: 37,412



University of Pittsburgh
Enrollment: 26,710



Cornell University En

Sinclair Community College

Enrollment: 22,246


DePaul University

Enrollment: 21,363

FSU Future Sports Grill

Iowa State University
Enrollment: 27,823

University of Washington
Enrollment: 37,412



Rollins College
Enrollment: 3,717



Proposed Timeline - New Marshall Center (Phase 1)

The New Marshall Center will:

Enhance Student Life

Recruit New Students

Retain Existing Students

**Serve Dramatic
Enrollment Increases**

**Enhance Support to
On-Campus Residents**

**Develop a Premier Facility
for Building Community**

**Positive image for the
northern entrance to the campus**

